



# PRICELIST

## GENERAL

Price List includes gross prices. Prices to be applied to a complete door order. Spare part prices can be obtained from the web catalogue on <http://aftersales.toors.cz>.

## BASIC CONFIGURATION

- standard lift (SL 420, SL 350); other lift types for surcharges according to price list
- adjustable bottom aluminium bracket (540)
- powder coated torsion springs for 20 000 cycles
- 1" massive shaft
- 1" hollow shaft if  $W \leq 4500$  mm and  $H \leq 4250$  mm
- 1 1/4" massive shaft if  $W \geq 7000$  mm and  $H \geq 3000$  mm
- coupler
- coupling of horizontal track

Reinforcing struts:

- 6001 mm - 7000 mm...65 mm reinforcing strut per panel
- 7001 mm - 8000 mm...110 mm reinforcing strut per panel
- 1 pc diagonal/perforated angle, L = 3000 mm
- rollers, hinges, bearing plates, cable drums, cables, screws

Fixing material to building construction is not included!

## VERTICAL AND HORIZONTAL RAILS

- vertical and horizontal rails made from 2 mm galvanised steel

## DOOR LEAF

- 40 mm sandwich panel made from galvanised steel sheets filled with polyurethane (PUR) foam
- 80 mm sandwich panel filled with PUR foam on request
- 40 mm sandwich panel filled with PIR foam on request
- design offer according to our current panel range

\*) FVE - aluminium glass section


## DOOR LEAF SHAPE

STANDARD - traditional panel (without FSP - finger safe protection)

PROTECT (FSP) - finger safe protection panel



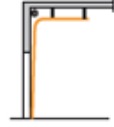




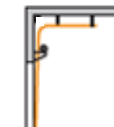


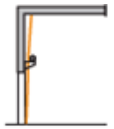
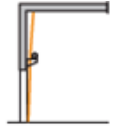
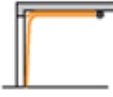

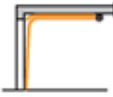

## FVE<sup>\*)</sup> DOORS

- The door leaf consists of one panel section filled with polyurethane foam and the others are made of aluminum glazed sections or all aluminum sections are glazed
- If the doors meets the definition of FVE doors, each individual surcharge for the FVE section is reduced by 15%
- Sections with traditional joint type or with finger safe protection (without extra surcharge)



## ACCESSORIES

- aluminium full vision sections - FVE (at extra cost; see p. 7-11)
- pass door (at extra cost; see p. 13)
- windows (at extra cost; see p. 16-18)
- handles, locks (at extra cost; see p. 19, 20)
- slide bolts, locks (at extra cost; see p. 21, 22)
- handgrips (at extra cost; see p. 23)
- bottom bracket and cable break device (at extra cost; see p. 24)
- drives (at extra cost; see p. 25)
- control units, connection cables (at extra cost; see p. 26)
- safety elements, accessories (at extra cost; see p. 27-30)
- BFT Argo operator and accessories (at extra cost; see p. 31)

SL 420, SL 350 	HL ≤ 750 	HL ≤ 1370 	HL ≤ 2000 	HL ≤ 2500 	HL ≤ 3050 	HL ≤ 4100 	HL-T 
Basic price	Surcharge* 3%	Surcharge* 6%	Surcharge* 10%	Surcharge* 14%	Surcharge* 16%	Surcharge* 22%	Surcharge** 171 € <sup>1</sup>
HL-T 	VL 	VL-T 	VL-T 	LL-I 	LL-I 	LL-DT 	LL-DT 
Surcharge** 223 € <sup>2</sup>	Surcharge* 11%	Surcharge** 171 € <sup>1</sup>	Surcharge** 223 € <sup>2</sup>	Surcharge** 249 € <sup>1</sup>	Surcharge** 299 € <sup>2</sup>	Surcharge** 339 € <sup>1</sup>	Surcharge** 408 € <sup>2</sup>

## SURCHARGES FOR FOLLOWING ROOF LIFT SYSTEMS

≤ 8°	basic price surcharge (calculated as percentage from basic price)	2%
≤ 12°	basic price surcharge (calculated as percentage from basic price)	4%
≤ 25°	basic price surcharge (calculated as percentage from basic price)	8%
≥ 26°	basic price surcharge (calculated as percentage from basic price)	13%

\* basic price surcharge (calculated as percentage from basic price)

\*\* door final price surcharge

1 if W ≤ 4000 mm and H ≤ 4000 mm

2 if W > 4000 mm or H > 4000 mm

# STANDARD (SL 350, SL 420) - BASIC PRICE (€)

		Width [mm]																												Number of sections		
		2000	2250	2500	2750	3000	3250	3500	3750	4000	4250	4500	4750	5000	5250	5500	5750	6000	6250	6500	6750	7000	7250	7500	7750	8000	500	610				
Height [mm]	6 500	2893	2943	2948	3167	3373	3541	3605	3854	4224	4333	4512	4977	5057	5205	5565	6019	6361	6702									2	9	11		
	6 250	2720	2739	2827	3075	3257	3428	3508	3745	4033	4161	4364	4755	4824	5166	5443	5790	6265	6491	7209								4	7	11		
	6 000	2514	2593	2711	2986	3145	3318	3413	3641	3851	3997	4221	4471	4675	5129	5323	5571	6173	6288	6914	6896	7188						1	9	10		
	5 750	2324	2455	2599	2900	3037	3214	3320	3538	3676	3840	4081	4204	4530	5092	5206	5358	6081	6090	6631	6726	6936	6929					3	7	10		
	5 500	2258	2362	2513	2638	2806	2948	3089	3325	3471	3524	3724	3819	4084	4743	4770	5007	5671	5760	6215	6378	6643	6921	7092	7396		-	9	9			
	5 250	2116	2282	2431	2549	2736	2904	2990	3087	3358	3455	3504	3662	3985	4459	4637	4880	5371	5481	6082	6146	6384	6654	6984	7159	7379	2	7	9			
	5 000	1955	2048	2161	2335	2514	2722	2824	2862	3045	3230	3234	3517	3721	4224	4306	4454	5040	5145	5909	5962	6113	6259	6627	6848	7019	4	5	9			
	4 750	1925	1950	2124	2297	2434	2487	2635	2794	2854	3051	3157	3357	3517	3954	4068	4186	4745	4904	5349	5503	5714	5955	6272	6536	6659	1	7	8			
	4 500	1808	1918	2038	2120	2305	2428	2529	2594	2774	2987	3059	3200	3474	3770	3899	4011	4542	4695	4829	4950	5614	5810	6166	6285	6413	3	5	8			
	4 250	1727	1839	1938	2041	2154	2278	2424	2522	2643	2779	2874	3042	3260	3586	3624	3790	4145	4452	4504	4659	4753	5175	5648	5892	6072	-	7	7			
	4 000	1633	1745	1850	1968	2038	2154	2219	2327	2454	2526	2703	2852	3096	3450	3517	3620	4006	4209	4247	4456	4532	4920	5416	5644	5819	2	5	7			
	3 750	1557	1654	1749	1878	1922	2084	2113	2214	2336	2422	2531	2695	2910	3218	3301	3405	3689	3745	3877	4159	4193	4482	4858	5041	5192	5	2	7			
	3 500	1469	1595	1683	1716	1863	1925	2029	2096	2186	2314	2348	2563	2703	3056	3083	3264	3564	3710	3767	3985	4016	4293	4672	4820	4984	1	5	6			
	3 250	1412	1526	1621	1656	1765	1854	1952	1976	2084	2164	2254	2405	2572	2881	2930	3051	3412	3510	3638	3709	3874	4109	4143	4512	4654	4	2	6			
	3 000	1341	1403	1470	1546	1635	1727	1816	1873	1969	2064	2133	2241	2346	2694	2704	2852	3059	3185	3257	3428	3564	3698	3839	4203	4234	-	5	5			
	2 750	1246	1360	1394	1445	1543	1628	1711	1760	1828	1933	2001	2068	2196	2532	2609	2697	2951	3000	3079	3287	3316	3480	3577	3913	4024	3	2	5			
	2 500	1180	1243	1302	1380	1470	1524	1600	1671	1708	1809	1873	1978	2079	2349	2413	2516	2665	2684	2734	2971	3011	3112	3247	3552	3642	5	-	5			
	2 250	1132	1223	1284	1352	1391	1441	1520	1571	1656	1661	1744	1849	1956	2235	2265	2315	2467	2518	2569	2737	2854	2956	3035	3246	3320	2	2	4			
2 000	1088	1202	1265	1317	1324	1363	1445	1475	1515	1615	1623	1728	1842	1930	2018	2107	2282	2363	2416	2522	2706	2808	2837	2968	3027	4	-	4				

Single side hinges (up to 4999 mm)										Double side hinges from 5000 mm							
Without reinforcing struts										1 pc of 65 mm reinforcing struts per section				1 pc of 110 mm reinforcing struts per section			
2 torsion springs					4 torsion springs												
2 windows (up to 2600 mm)		3 windows (up to 3400 mm)		4 windows (up to 4200 mm)		5 windows (up to 5000 mm)		6 windows (up to 5800 mm)		7 windows (up to 6600 mm)		8 windows					
2 FVE fields		3 FVE fields		4 FVE fields		5 FVE fields		6 FVE fields		7 FVE fields		not possible					

\*) FVE - aluminium glass section

# PROTECT (SL 350, SL 420) - BASIC PRICE (€) + 7%

		Width [mm]																				Number of sections								
		2000	2250	2500	2750	3000	3250	3500	3750	4000	4250	4500	4750	5000	5250	5500	5750	6000	6250	6500	6750	7000	7250	7500	7750	8000	500	610		
Height [mm]	6 500	3096	3150	3155	3389	3610	3789	3858	4124	4520	4637	4828	5326	5411	5570	5955	6441	6807	7172								2	9	11	
	6 250	2911	2931	3025	3291	3485	3668	3754	4008	4316	4453	4670	5088	5162	5528	5825	6196	6704	6946	7714								4	7	11
	6 000	2690	2775	2901	3196	3366	3551	3652	3896	4121	4277	4517	4784	5003	5489	5696	5961	6606	6729	7398	7379	7692						1	9	10
	5 750	2487	2627	2781	3103	3250	3439	3553	3786	3934	4109	4367	4499	4848	5449	5571	5734	6507	6517	7096	7197	7422	7415					3	7	10
	5 500	2417	2528	2689	2823	3003	3155	3306	3558	3714	3771	3985	4087	4370	5076	5104	5358	6068	6164	6651	6825	7109	7406	7589	7914			-	9	9
	5 250	2265	2442	2602	2728	2928	3108	3200	3304	3594	3697	3750	3919	4264	4772	4962	5222	5747	5865	6508	6577	6831	7120	7473	7661	7896		2	7	9
	5 000	2092	2192	2313	2499	2690	2913	3022	3063	3259	3457	3461	3764	3982	4520	4608	4766	5393	5506	6323	6380	6541	6698	7091	7328	7511		4	5	9
	4 750	2060	2087	2273	2458	2605	2662	2820	2990	3054	3265	3378	3592	3764	4231	4353	4480	5078	5248	5724	5889	6114	6372	6712	6994	7126		1	7	8
	4 500	1935	2053	2181	2269	2467	2598	2707	2776	2969	3197	3274	3424	3718	4034	4172	4292	4860	5024	5168	5297	6007	6217	6598	6725	6862		3	5	8
	4 250	1848	1968	2074	2184	2305	2438	2594	2699	2829	2974	3076	3255	3489	3838	3878	4056	4436	4764	4820	4986	5086	5538	6044	6305	6498		-	7	7
	4 000	1748	1868	1980	2106	2181	2305	2375	2490	2626	2703	2893	3052	3313	3692	3764	3874	4287	4504	4545	4768	4850	5265	5796	6040	6227		2	5	7
	3 750	1666	1770	1872	2010	2057	2230	2261	2369	2500	2592	2709	2884	3114	3444	3533	3644	3948	4008	4149	4451	4487	4796	5199	5394	5556		5	2	7
	3 500	1572	1707	1801	1837	1994	2060	2172	2243	2340	2476	2513	2743	2893	3270	3299	3493	3814	3970	4031	4264	4298	4594	5000	5158	5333		1	5	6
	3 250	1511	1633	1735	1772	1889	1984	2089	2115	2230	2316	2412	2574	2753	3083	3136	3265	3651	3756	3893	3969	4146	4397	4434	4828	4980		4	2	6
	3 000	1435	1502	1573	1655	1750	1848	1944	2005	2107	2209	2283	2398	2511	2883	2894	3052	3274	3408	3485	3668	3814	3957	4108	4498	4531		-	5	5
	2 750	1334	1456	1492	1547	1652	1742	1831	1884	1956	2069	2142	2213	2350	2710	2792	2886	3158	3210	3295	3518	3549	3724	3828	4187	4306		3	2	5
2 500	1263	1331	1394	1477	1573	1631	1712	1788	1828	1936	2005	2117	2225	2514	2582	2693	2852	2872	2926	3179	3222	3330	3475	3801	3897		5	-	5	
2 250	1212	1309	1374	1447	1489	1542	1627	1681	1772	1778	1867	1979	2093	2392	2424	2478	2640	2695	2749	2929	3054	3163	3248	3474	3553		2	2	4	
2 000	1165	1287	1354	1410	1417	1459	1547	1579	1622	1729	1737	1849	1971	2066	2160	2255	2442	2529	2586	2699	2896	3005	3036	3176	3239		4	-	4	

Single side hinges (up to 4999 mm)					Double side hinges from 5000 mm			
Without reinforcing struts					1 pc of 65 mm reinforcing struts per section		1 pc of 110 mm reinforcing struts per section	
2 torsion springs					4 torsion springs			
2 windows (up to 2600 mm)		3 windows (up to 3400 mm)		4 windows (up to 4200 mm)	5 windows (up to 5000 mm)	6 windows (up to 5800 mm)	7 windows (up to 6600 mm)	8 windows
2 FVE fields		3 FVE fields		4 FVE fields	5 FVE fields	6 FVE fields	7 FVE fields	not possible

\*) FVE - aluminum glass section

# AVAILABLE DIMENSIONS OF FVE\*) DOORS

**FVE doors:** The door leaf consists of one panel section filled with PUR foam and the others are made from aluminum glass sections or all sections are FVE.

		Width [mm]																			Number of sections		
		2250	2500	2750	3000	3250	3500	3750	4000	4250	4500	4750	5000	5250	5500	5750	6000	6250	6500	6750		7000	
Height [mm]	6 500	✓	✓	✓	✓	✓	✓	✓	✓	✓	✓	✗	✗	✗	✗	✗	✗	✗	✗	✗	✗	11	
	6 250	✓	✓	✓	✓	✓	✓	✓	✓	✓	✓	✗	✗	✗	✗	✗	✗	✗	✗	✗	✗	11	
	6 000	✓	✓	✓	✓	✓	✓	✓	✓	✓	✓	✓	✗	✗	✗	✗	✗	✗	✗	✗	✗	10	
	5 750	✓	✓	✓	✓	✓	✓	✓	✓	✓	✓	✓	✓	✗	✗	✗	✗	✗	✗	✗	✗	10	
	5 500	✓	✓	✓	✓	✓	✓	✓	✓	✓	✓	✓	✓	✓	✗	✗	✗	✗	✗	✗	✗	9	
	5 250	✓	✓	✓	✓	✓	✓	✓	✓	✓	✓	✓	✓	✓	✓	✓	✗	✗	✗	✗	✗	✗	9
	5 000	✓	✓	✓	✓	✓	✓	✓	✓	✓	✓	✓	✓	✓	✓	✓	✓	✗	✗	✗	✗	✗	9
	4 750	✓	✓	✓	✓	✓	✓	✓	✓	✓	✓	✓	✓	✓	✓	✓	✓	✓	✗	✗	✗	✗	8
	4 500	✓	✓	✓	✓	✓	✓	✓	✓	✓	✓	✓	✓	✓	✓	✓	✓	✓	✓	✗	✗	✗	8
	4 250	✓	✓	✓	✓	✓	✓	✓	✓	✓	✓	✓	✓	✓	✓	✓	✓	✓	✓	✓	✓	✓	7
	4 000	✓	✓	✓	✓	✓	✓	✓	✓	✓	✓	✓	✓	✓	✓	✓	✓	✓	✓	✓	✓	✓	7
	3 750	✓	✓	✓	✓	✓	✓	✓	✓	✓	✓	✓	✓	✓	✓	✓	✓	✓	✓	✓	✓	✓	7
	3 500	✓	✓	✓	✓	✓	✓	✓	✓	✓	✓	✓	✓	✓	✓	✓	✓	✓	✓	✓	✓	✓	6
	3 250	✓	✓	✓	✓	✓	✓	✓	✓	✓	✓	✓	✓	✓	✓	✓	✓	✓	✓	✓	✓	✓	6
	3 000	✓	✓	✓	✓	✓	✓	✓	✓	✓	✓	✓	✓	✓	✓	✓	✓	✓	✓	✓	✓	✓	5
	2 750	✓	✓	✓	✓	✓	✓	✓	✓	✓	✓	✓	✓	✓	✓	✓	✓	✓	✓	✓	✓	✓	5
	2 500	✓	✓	✓	✓	✓	✓	✓	✓	✓	✓	✓	✓	✓	✓	✓	✓	✓	✓	✓	✓	✓	5
2 250	✓	✓	✓	✓	✓	✓	✓	✓	✓	✓	✓	✓	✓	✓	✓	✓	✓	✓	✓	✓	✓	4	
2 000	✓	✓	✓	✓	✓	✓	✓	✓	✓	✓	✓	✓	✓	✓	✓	✓	✓	✓	✓	✓	✓	4	

Single side hinges (up to 4999 mm)				Double side hinges from 5000 mm		
FVE without reinforcing struts				FVE profiles with reinforcing struts		
2 torsion springs				4 torsion springs		
2 FVE fields	3 FVE fields	4 FVE fields	5 FVE fields	6 FVE fields	7 FVE fields	


\*) FVE - aluminum glass section

# VARIOUS GLAZING OF FVE<sup>\*)</sup> - 40MM SECTIONS

		<p><b>SIMPLE GLAZING</b></p> <p>Material: PMMA, polycarbonate Glazing design: transparent, satin, opal</p>
		<p><b>DOUBLE GLAZING</b></p> <p>Material: PMMA, polycarbonate Glazing design: transparent, satin, opal</p>
		<p><b>INSULATED ALUMINIUM FILLINGS</b></p> <p>Material: aluminium, polystyrene Design: stucco/stucco</p>
		<p><b>VENTILATION FILLINGS</b></p> <p>Material: natural aluminium Design: mesh 16/8, 22/12, 10/10</p>

## Aluminium expanded mesh

16/8



air permeability 56%


22/12



air permeability 67%

## Aluminium perforated plate

10/10



air permeability 51%

## Coloured pane options

f	frosted satin
w	R-structure
m	milk (opal)
s	smoked glass

**FVE WITH THERMAL BREAK**



**FVE WITHOUT THERMAL BREAK**



\*) FVE - aluminum glass section

## SURCHARGES FOR VARIOUS GLAZING OF FVE<sup>\*)</sup> SECTION WITHOUT THERMAL BREAK (€)<sup>\*\*)</sup> - 40MM

Code No.:	Description of glazing: Width [mm]:	2 250	2 500	2 750	3 000	3 250	3 500	3 750	4 000	4 250	4 500	4 750	5 000	5 250	5 500	5 750	6 000	6 250	6 500	6 750	7 000
220	Single wall PMMA: 1 x 2,5 mm PMMA	157	160	177	180	206	208	211	226	239	242	328	338	417	420	432	447	521	523	5209	535
230	Single wall polycarbonate: 1 x 3,0 mm polycarbonate	245	250	283	290	332	338	355	380	405	413	511	527	617	624	649	675	764	771	777	803
240	Single wall - tempered glass: 1 x 4,0 mm tempered glass	264	283	317	336	374	393	418	447	476	495	566	580	647	666	695	724	791	810	828	858
<b>250</b>	<b>Double wall PMMA, 2 x 2,5 mm PMMA</b>	<b>200</b>	<b>205</b>	<b>229</b>	<b>235</b>	<b>271</b>	<b>276</b>	<b>289</b>	<b>308</b>	<b>329</b>	<b>333</b>	<b>419</b>	<b>427</b>	<b>507</b>	<b>511</b>	<b>532</b>	<b>551</b>	<b>628</b>	<b>633</b>	<b>638</b>	<b>658</b>
251	Double wall PMMA abrasion resistant: 2 x 2,5 mm PMMA - 1x ANTI SCRATCH	240	249	280	290	330	339	357	381	407	417	507	517	600	611	636	660	742	751	762	785
252	Double wall PMMA abrasion resistant: 2 x 2,5 mm PMMA - 2x ANTI SCRATCH	280	295	330	344	388	404	426	455	486	500	594	607	695	710	741	769	855	870	885	914
250.C	Double wall PMMA with coloured panes: 2 x 2,5 mm PMMA	259	270	302	314	357	369	388	414	442	455	546	558	644	655	683	709	793	806	817	844
260	Double wall polycarbonate: 2 x 3,0 mm polycarbonate	315	333	372	391	441	460	487	518	553	572	672	686	778	797	832	865	955	973	992	1026
270	Insulated aluminium stucco fillings: 2 x 0,6 mm aluminium stucco sheet + 20 mm polystyrene	276	290	324	338	384	398	419	446	477	491	585	598	686	700	729	758	844	858	872	900
280	Expanded mesh: natural aluminium - mesh 16/8	149	152	166	170	193	197	205	212	222	228	310	321	397	401	411	426	495	500	503	510
281	Expanded mesh: natural aluminium - mesh 22/12	149	152	166	170	193	197	205	212	222	228	310	321	397	401	411	426	495	500	503	510
282	Perforated plate (10x10mm, bond 4mm)	191	193	218	222	253	257	261	281	298	316	391	404	490	503	509	529	612	619	622	631

\*) FVE - aluminum glass section

\*\*\*) If the doors meets the definition of FVE doors, each individual surcharge for the FVE section is reduced by 15%


## SURCHARGES FOR VARIOUS GLAZING OF FVE<sup>\*)</sup> SECTION WITH THERMAL BREAK (€<sup>\*\*)</sup> - 40MM

Code No.:	Description of glazing: Width [mm]:	2 250	2 500	2 750	3 000	3 250	3 500	3 750	4 000	4 250	4 500	4 750	5 000	5 250	5 500	5 750	6 000	6 250	6 500	6 750	7 000
<b>250</b>	<b>Double wall PMMA, 2 × 2,5 mm PMMA</b>	<b>341</b>	<b>349</b>	<b>382</b>	<b>388</b>	<b>455</b>	<b>463</b>	<b>478</b>	<b>504</b>	<b>543</b>	<b>549</b>	<b>662</b>	<b>677</b>	<b>793</b>	<b>801</b>	<b>826</b>	<b>853</b>	<b>971</b>	<b>978</b>	<b>984</b>	<b>1010</b>
251	Double wall PMMA abrasion resistant: 2 × 2,5 mm PMMA - 1× ANTI SCRATCH	388	401	440	451	525	537	557	590	634	645	765	782	905	916	948	979	1103	1115	1128	1160
252	Double wall PMMA abrasion resistant: 2 × 2,5 mm PMMA - 2× ANTI SCRATCH	435	453	497	516	594	611	638	675	726	743	867	886	1015	1033	1069	1106	1235	1253	1272	1309
250.C	Double wall PMMA with coloured panes: 2 × 2,5 mm PMMA	409	425	465	480	556	571	594	628	675	690	811	828	953	969	1002	1036	1163	1179	1193	1228
260	Double wall polycarbonate: 2 × 3,0 mm polycarbonate	476	498	548	570	654	676	708	750	805	827	956	978	1110	1133	1175	1217	1351	1375	1397	1438
270	Insulated aluminium stucco fillings: 2 × 0,6 mm aluminium stucco sheet + 20 mm polystyrene	430	447	492	509	586	604	629	666	715	733	857	876	1002	1020	1056	1093	1221	1239	1257	1293

\*) FVE - aluminum glass section



\*\*\*) If the doors meets the definition of FVE doors, each individual surcharge for the FVE section is reduced by 15%

## VARIOUS GLAZING OF FVE<sup>\*)</sup> - 80MM SECTIONS




### TRIPLE GLAZING

Material: PMMA  
Glazing design: transparent



### QUADRUPLE GLAZING


Material: PMMA  
Glazing design: transparent



### INSULATED ALUMINIUM FILLINGS

Material: aluminium, polystyrene  
Design: stucco/stucco

### FVE WITH THERMAL BREAK



\*) FVE - aluminum glass section

## SURCHARGES FOR VARIOUS GLAZING OF FVE<sup>\*)</sup> SECTION WITH THERMAL BREAK (€)<sup>\*\*)</sup> - 80MM

Code No.:	Description of glazing: Width [mm]:	2 250	2 500	2 750	3 000	3 250	3 500	3 750	4 000	4 250	4 500	4 750	5 000	5 250	5 500	5 750	6 000	6 250	6 500	6 750	7 000
350	Triple wall PMMA, 3 × 2,5 mm PMMA	416	461	507	554	599	646	691	738	784	830	876	921	968	1014	1060	1106	1153	1198	1245	1290
351	Triple wall PMMA abrasion resistant: 3 × 2,5 mm PMMA - 2× ANTI SCRATCH	519	577	633	691	749	807	863	921	980	1038	1095	1153	1210	1268	1325	1383	1440	1498	1555	1613
370	Insulated aluminium stucco fillings: 2 × 0,6 mm aluminium stucco sheet + 40 mm polystyrene	534	593	652	711	770	830	889	948	1007	1066	1125	1184	1245	1304	1363	1422	1481	1540	1600	1659
450	Quadruple wall PMMA with coloured panes: 4 × 2,5 mm PMMA	534	593	652	711	770	830	889	948	1007	1066	1125	1184	1245	1304	1363	1422	1481	1540	1600	1659
451	Quadruple wall PMMA abrasion resistant: 4 × 2,5 mm PMMA - 2× ANTI SCRATCH	697	775	851	929	1006	1084	1160	1237	1315	1394	1470	1547	1625	1702	1779	1856	1934	2011	2089	2166

\*) FVE - aluminum glass section

\*\*\*) If the doors meets the definition of FVE doors, each individual surcharge for the FVE section is reduced by 15%

## ACCESSORIES

Panels - other types		Price	Unit
Door with 80 mm panels (surcharge to basic price = see chart STANDARD on p. 4)		36%	
Wood imitation panel surface		28 €	per m <sup>2</sup>
Panel 540 RAL 7021/9002		7 €	per m <sup>2</sup>
Hanging and consolidation equipment		Price	Unit
Perforated galvanized diagonal, round / oval holes, 30 x 30 x 3000 mm	first piece	included	pc
	second and other pieces	18 €	pc
Perforated galvanized diagonal, oval holes, 50 x 50 x 3000 mm	first piece	23 €	pc
	second and other pieces	42 €	pc
Coupling at the horizontal track end		included	m
Torsion springs		Price	Unit
20 000 cycles		included	door
50 000 cycles*/**		142 €	door
100 000 cycles*/**		380 €	door
*For doors wider than 6000 mm the surcharge is double		** Please contact Toors to verify technical feasibility.	
Spring bumper extra-long		Price	Unit
Spring bumper extra-long		33 €	pair
Spring brake security device		Price	Unit
Spring brake security device, 1" shaft		60 €	pair
Spring brake security device, reinforced, 1 1/4" shaft		80 €	pair
Air grates		Price	Unit
Plastic air grate, can be closed (black/white; white/white), air permeability = 0,015 m <sup>2</sup>		33 €	pc

## ACCESSORIES

Painting		Price	Unit
Painting panel in RAL or NCS	per side	34 €	per m <sup>2</sup>
Painting panel in pearl RAL	per side	97 €	per m <sup>2</sup>
Painting panel in RAL 9006,9007	per side	38 €	per m <sup>2</sup>
Painting panel in fine/coarse sand structure	per side	38 €	per m <sup>2</sup>
Painting of FVE in RAL or NCS	per side	34 €	per m <sup>2</sup>
Painting of FVE in pearl RAL	per side	97 €	per m <sup>2</sup>
Painting of FVE in RAL 9006, 9007	per side	38 €	per m <sup>2</sup>
Painting of FVE in RAL or NCS	inside and outside in one colour	34 €	per m <sup>2</sup>
Painting of FVE in pearl RAL	inside and outside in one colour	97 €	per m <sup>2</sup>
Painting of FVE in RAL 9006, 9007	inside and outside in one colour	38 €	per m <sup>2</sup>
Painting of FVE glazing bars	per meter (W)	9 €	per meter (W)
Painting insulated aluminum stucco fillings in RAL or NCS	per side	34 €	per m <sup>2</sup>
Painting expanded mesh in RAL or NCS	double-faced painting only	61 €	per pc (filling)
Painting top/bottom Al profile in RAL or NCS	per side (not painted panel)	17 €	per meter (W)
Painting top/bottom Al profile in RAL or NCS*	per side, painting in the same colour as painted panel	included	per meter (W)
Painting pass door Al profiles in RAL or NCS	per side (not painted panel)	200 €	per pc
Painting pass door Al profiles in RAL or NCS*	per side, painting in the same colour as painted panel	included	per pc
Painting Al profile of fixed top panel in RAL or NCS	per side (not painted panel)	17 €	per meter (circuit)
Painting Al profile of fixed top panel in RAL or NCS*	per side, painting in the same colour as painted panel	included	per meter (circuit)
Painting of trackset (food industry approved, RAL 9016)	per m track set	50 €	per m track set
Painting of fixed top panel in RAL or NCS	per side	47 €	pc
Painting of fixed top panel in pearl RAL	per side	132 €	ks
Painting of fixed top panel in RAL 9007,9007	per side	53 €	ks
Painting of fixed top panel FVE in RAL nebo NCS	per side	38 €	ks
Painting the window frame – exterior side	per side	49 €	ks
Painting of air grates	per side	27 €	pc

\*if the panel is painted, the top/bottom profiles are painted as well

## ACCESSORIES

Shaft		Price	Unit
1" hollow shaft, galvanized with key way	max. W ≤ 4500 and max. H ≤ 4270	included	per meter (W)
1" massive shaft, galvanized with key way	at doors of W > 4500 or H > 4270	included	per meter (W)
	smaller doors	14 €	per meter (W)
1 1/4" massive shaft, galvanized with key way	doors W > 7000	included	per meter (W)
1 1/4" massive shaft, galvanized with key way	doors W < 7000	225 €	per meter (W)
Coupling at the shaft		Price	Unit
Fixed coupling 1"		included	pc
Adjustable coupling 1"		25 €	pc
Adjustable coupling 1"1/4"		29 €	pc
Operation		Price	Unit
Manual control, pull rope		included	pc
Manual control, chain hoist, ratio 1:4		115 €	pc
Extra chain for chain hoist with ratio 1:4		4 €	per meter
Pass door		Price	Unit
Pass door, incl. lock, door handle/door handle, all lift types (SL, LL, HL, VL)		935 €	pc
Extra-low treshold (18 mm); only for W ≤ 5000 mm		220 €	pc
Low treshold (80 mm); only for W ≤ 5000 mm		220 €	pc
Closer with sliding arm		included	pc
Fixed top panels		Price	Unit
Fixed top panel, max. W = 8000 mm	H ≤ 250 mm	76 €	per meter (W)
	250 < H < 620	94 €	per meter (W)
Fixed top FVE, max. W = 7000 mm	250 < H < 620	176 €	per meter (W)
Reinforcing struts		Price	Unit
Reinforcing struts 65 mm	W ≤ 6000	12 €	per meter (W)
	W > 6000	included	per meter (W)
Reinforcing struts 110 mm	W ≤ 6000	24 €	per meter (W)
	6000 < W ≤ 7000	12 €	per meter (W)
	W > 7000	included	per meter (W)
End caps - wide		Price	Unit
End caps - wide	W < 5000 mm	22 €	per section
	W ≥ 5000 mm	included	

## ACCESSORIES

Cable pull set		Price	Unit
Cable pull set, SL		80 €	pc
Door track		Price	Unit
3" door track		85 €	per meter (H)
Cover for cable drums for LL-I		33€	pc
Preassembling		Price	Unit
Preassembled Optical Safety Edge		22 €	pc
Preassembled shaft		T-Door (HL-T, VL-T), LL-DT, LL-I	included
		SL, HL, VL (max. 5000 x 5000 mm) max 20m <sup>2</sup>	45 €
Numbers		Price	Unit
Black numbers		35 €	pc
Packing		Price	Unit
Chipboard packaging (the door leaf is protected by chipboard on both the top and bottom sides)		included	pc
Side closed by chipboard (the door leaf is protected by chipboard on the top, bottom, and both longer sides)		119 €	pc
Packaging "container" (the door leaf and the guide are protected by chipboard on all sides)		255 €	pc
Certified packaging according to ISPM 15		35 €	pc
Others		Price	Unit
TOORS brand door		included	pc
Without TOORS brand ("NONAME")		included	pc
Full manual		12 €	pc
Changes in door specification after releasing to production		Price	Unit
Changes in door specification after releasing to production (no customized materials purchased)		100 € *	per position
Changes in door specification after releasing to production (customized materials already purchased)		100 € + material*	per position

## STAINLESS STEEL COMPONENTS (€)

		Door track										
		SL*)	VL	HL 500	HL 1000	HL 1500	HL 2000	HL 2500	HL 3000	HL 3500	HL 4000	HL 4100
Height [mm]	6000	2564	3084	2617	2670	2724	2778	2832	2887	2941	2994	3048
	5500	2362	2827	2414	2466	2521	2575	2629	2684	2737	2791	2845
	5000	2135	2569	2210	2263	2318	2374	2426	2482	2534	2588	2642
	4500	1956	2315	2008	2060	2116	2171	2222	2278	2330	2386	
	4000	1751	2057	1804	1858	1913	1967	2020	2075	2128		
	3500	1548	1800	1601	1656	1710	1763	1817	1872			
	3000	1345	1542	1398	1453	1507	1560	1614				
	2500	1142	1286	1195	1250	1302	1357					
	2000	941	1028	992	1046	1099						

Stainless steel components		Price	Unit
End cap	W ≤ 5000 mm	26	per section
	W > 5000 mm	40	per section
Perforated diagonal		85	per 2 pc á 1500 mm
Spring bumper		75	pair
Bottom bracket 550, adjustable, cables inside, max. weight 320 kg		80	pair
Slide bolt 490		25	pc
Coupling of horizontal track		49	per meter of door (W)

Cables (stainless steel)		Price	Unit
LL-I, LL-DT	2 x H + 2,0 m	12	per m
SL	H + 1,0 m	12	per m
HL	H + HL + 2,0 m	12	per m
VL	2 x H + 2,0 m	12	per m
HL-T	H + (2 x HL) + 2,0 m	12	per m
VL-T	3 x H + 2,0 m	12	per m

Hardware - small parts (stainless steel)		Price	Unit
For one section	W ≤ 4000 mm	73	per section
For one section	W ≤ 5000 mm	83	per section
For one section	W ≤ 6000 mm	139	per section
For one section	W ≤ 7000 mm	149	per section

\*) SL 420 only

## 203 Oval CLICK

64 €

T09-010-40-0001

- black smooth frame
- transparent double glazing, PMMA
- click system
- frame dimensions 663 x 343 mm
- glazing dimensions 580 x 265 mm



## 205 NG Rectangular CLICK

62 €

T09-010-40-0095

- black smooth frame
- transparent double glazing, PMMA
- click system
- frame dimensions 680 x 373 mm
- glazing dimensions 605 x 298 mm



## 207 Rectangular 2

84 €

T09-010-40-0087

- black smooth frame
- transparent double glazing, PMMA
- frame dimensions 609 x 146 mm
- glazing dimensions 540 x 85 mm




## 204 Rectangular 3

66 €

T09-010-40-0072

- White frame woodgrain
- Transparent double glazing, PMMA
- Frame dimensions 490 x 325 mm
- Glazing dimensions 430 x 260 mm



## 206 Rectangular 4

78 €

T09-010-40-0073

- White frame woodgrain
- Satin double glazing, PMMA
- Frame dimensions 490 x 325 mm
- Glazing dimensions 430 x 260 mm



## 208 Rectangular 5

66 €

T09-010-40-0088

- Brown frame woodgrain
- Transparent double glazing, PMMA
- Frame dimensions 490 x 325 mm
- Glazing dimensions 430 x 260 mm



## 210 Rectangular 7

65 €

T09-010-40-0074

- Black frame woodgrain
- Transparent double glazing, PMMA
- Frame dimensions 490 x 325 mm
- Glazing dimensions 430 x 260 mm



## 216 Rectangular 9 for 40 mm panels

74 €

T09-010-40-0053

- silver smooth frame
- transparent double glazing, PMMA
- frame dimensions 637 x 334 mm
- glazing dimensions 550 x 247 mm



## 216 Rectangular 9 for 80 mm panels

107 €

T09-010-40-0065

- silver smooth frame
- transparent tripple glazing, PMMA
- frame dimensions 637 x 334 mm
- glazing dimensions 550 x 247 mm



## 212 Rectangular 1 for 40 mm panels

64 €

T09-010-40-0051

- black smooth frame
- transparent double glazing, PMMA
- frame dimensions 637 x 334 mm
- glazing dimensions 550 x 247 mm



## 212 Rectangular 1 for 80 mm panels

83 €

T09-010-40-0064

- black smooth frame
- transparent triple glazing, PMMA
- frame dimensions 637 x 334 mm
- glazing dimensions 550 x 247 mm



## 211 Oval 1 for 40 mm panels

65 €

T09-010-40-0050

- black smooth frame
- transparent double glazing, PMMA
- frame dimensions 664 x 346 mm
- glazing dimensions 580 x 256 mm



## 211 Oval 1 for 80 mm panels

92 €

T09-010-40-0063

- black smooth frame
- transparent triple glazing, PMMA
- frame dimensions 664 x 346 mm
- glazing dimensions 580 x 256 mm



## 215 Round stainless steel

243 €

T09-010-40-0070

- stainless steel
- transparent single glazing, PMMA
- safety glass
- frame dimension  $\varnothing$  330 mm
- glazing dimensions  $\varnothing$  260 mm



## 217 Round

94 €

T09-010-40-0010

- black smooth frame
- transparent double glazing, PMMA
- frame dimension  $\varnothing$  330 mm
- glazing dimensions  $\varnothing$  260 mm



## 218 Rectangular stainless steel

216 €

T09-010-40-0071

- stainless steel
- transparent double glazing, SAN
- safety glass
- frame dimensions 230 x 230 mm
- glazing dimensions 150 x 150 mm



## 219 Rectangular stainless steel

316 €

T09-010-40-0069

- stainless steel
- transparent double glazing, SAN
- safety glass
- frame dimensions 310 x 310 mm
- glazing dimensions 230 x 230 mm



## LOCKS, HANDLES AND CYLINDER OPTIONS

### KL01 Handle/handle standard configuration

0 €



**OUTSIDE:**

- handle, shield

**INSIDE:**

- handle, shield

**INNER ELEMENTS:**

- mortise lock
- key cylinder + 3 pc key

### KL02 Knob/handle

51 €



**OUTSIDE:**

- knob, shield

**INSIDE:**

- handle, shield

**INNER ELEMENTS:**

- mortise lock
- key cylinder + 3 pc key

Door can be opened only with key from outside (with handle from inside if not locked).

### KL03 Handle/handle + key cylinder with button

29 €



**OUTSIDE:**

- handle, shield

**INSIDE:**

- handle, shield, button

**INNER ELEMENTS:**

- mortise lock
- key cylinder + 3 pc key

Door can be locked with button from inside (with key from outside).

### KL04 Knob/handle + key cylinder with button

78 €



**OUTSIDE:**

- knob, shield

**INSIDE:**

- handle, shield, button

**INNER ELEMENTS:**

- mortise lock
- key cylinder + 3 pc key

Door can be opened only with key from outside (with handle from inside if not locked). Door can be locked with button from inside (with key from outside).

### KL05 Panic lock handle/handle

165 €



**OUTSIDE:**

- handle, shield

**INSIDE:**

- handle, shield

**INNER ELEMENTS:**

- panic lock - function D
- key cylinder with free tooth + 3 pc key

Door can be opened with handle from inside anytime - even if lock is locked (with handle from outside if not locked).

### KL06 Panic lock knob/handle

192 €



**OUTSIDE:**

- knob, shield

**INSIDE:**

- handle, shield

**INNER ELEMENTS:**

- panic lock - function E
- key cylinder with free tooth + 3 pc key

Door can be opened with handle from inside anytime - even if lock is locked.

## LOCKS, HANDLES AND CYLINDER OPTIONS

### KL13 Panic lock device handle/exit bar

250 €



#### OUTSIDE:

- handle, shield

#### INSIDE:

- exit bar (single-point-construction)

#### INNER ELEMENTS:

- panic lock - function D
- key cylinder with free tooth + 3 pc key

Door can be opened with exit bar from inside anytime - even if lock is locked (with handle from outside if not locked).

Low Lift: Clear opening if the door is open is H - 40 mm.

### KL14 Panic lock device knob/exit bar

300 €



#### OUTSIDE:

- knob, shield

#### INSIDE:

- exit bar (single-point-construction)

#### INNER ELEMENTS:

- panic lock - function E
- key cylinder with free tooth + 3 pc key

Door can be opened with exit bar from inside anytime - even if lock is locked (with key from outside if not locked).

Low Lift: Clear opening if the door is open is H - 40 mm

### Electric Lock Befo 2421

300 €

T09-040-65-0107

- suitable for Passdoor
- inc. Installation + wiring
- voltage 24V DC/AC



### KL17 Panic lock handle/handle

563 €



#### OUTSIDE:

- handle, shield

#### INSIDE:

- handle, shield

#### INNER ELEMENTS:

- panic lock - function B
- key cylinder with free tooth + 3 pc key

When the key is turned from the outside, the deadbolt is pulled and the cylinder is unlocked and then the arrow is pulled and the lock is switched to the permanently open state. The door can then only be opened from the outside with the handle until the key is relocked.

### KL18 Panic lock device handle/exit bar

710 €



#### OUTSIDE:

- handle, shield

#### INSIDE:

- exit bar (single-point-construction)

#### INNER ELEMENTS:

- panic lock - function B
- key cylinder with free tooth + 3 pc key

When the key is turned from the outside, the deadbolt is pulled and the cylinder is unlocked and then the arrow is pulled and the lock is switched to the permanently open state. The door can then only be opened from the outside with the handle until the key is relocked.

## SLIDE BOLTS AND CYLINDER LOCKS

### 490 Slide bolt

9 €

T09-040-65-0095

- galvanized, with black plastic knob
- long stroke
- for aesthetic reasons not for FVE
- placing: left, right, left + right



### 491 Slide bolt

9 €

T09-040-65-0025

- galvanized
- for aesthetic reasons not for FVE
- placing: left, right, left + right




### 492B Cylinder lock

184 €

T09-040-65-0079

- black-plated
- double-sided up to  $W = 2500$  mm; if  $W > 2500$  mm extra long rods must be used (up to  $W = 5000$  mm) or the lock is to be placed either left or right
- cannot be built into FVE
- only for SL
- placing: left, right, middle



### 492B Pendulum rod (pair)

20 €

T09-040-65-0083

- extra long lock rod for 492 B
- can be used on wider doors or for excentric positioning of the lock
- galvanized steel
- weight 0,5 kg/pc, L = 2450 mm/pc




### 493B Cylinder lock

171 €

T09-040-65-0081

- black-plated
- double-sided up to door width 2500 mm
- if door width  $> 2500$  mm the lock can be placed only left or right
- cannot be built into FVE
- only for SL
- placing: left, right, middle



## SLIDE BOLTS AND CYLINDER LOCKS

### 497B Cylinder lock

40 mm - 150 €  
T09-040-65-0028

80 mm - 154 €  
T09-040-65-0035

- black outside and inside
- flush-mounted knob outside
- placing: left, right, left + right
- for 40 and 80 mm panel



### 498 Cylinder lock

137 €  
T09-040-65-0023

- black
- prolonged run
- placing: left, right, left + right
- not for LL-DT



### 495 Cylinder lock

118 €  
T09-005-0062

- black-plated
- cannot be built into FVE sections
- only for SL, LL-DT, LL-I
- placing: left, right, left + right



### 460 Handgrip double-sided

12 €

T09-040-65-0009

- black, plastic
- Handgrip is to be inserted into hole that is cut in the panel section
- not for FVE
- placing: left, right, middle, left + right




### 463 Handgrip double-sided

20 €

T09-040-65-0106

- square, black, plastic
- built into panel
- Handgrip is to be inserted into hole that is cut in the panel section
- not for FVE
- placing: left, right, middle, left + right



### 466 Handgrip single - sided

3 €

T09-040-65-0088

- rounded, black, plastic
- To be installed on panel section
- 1st piece in basic price
- placing: left, right, middle




## BOTTOM BRACKETS AND CABLE BREAK DEVICES

### 540 Bottom bracket

0 € (pair)  
T09-040-20-0001

- aluminium, adjustable
- with open eye
- for 2" rails
- 11 mm roller shaft



### 622 Cable break device

63 € (pair)  
T09-040-35-0005

- galvanized, adjustable
- with open eye
- for 2" rails
- 11 mm roller shaft
- max. door weight 750 kg



### 625 Cable break device

280 € (pair)  
T09-040-35-0006

- galvanized, non-adjustable
- for 3" rails
- 11 mm roller shaft
- max. door weight 750 kg



### 626 Cable break security device with cover

56 € (pair)  
T09-040-35-0031

- Cannot be used for doors with low headroom track (LL-DT, LL-I) and for doors where the cables are led outside (HL-L, VL-L with shaft 1000 mm above the lintel) and for doors with stainless steel rails.
- max. door weight 450 kg



### Burglar proof

57 € (pair)  
T09-040-35-0030

- For the cable-break device 622, 623

10 € (pair)  
T09-040-35-0032

- For the cable-break device 626

The burglar proof is functional only for electrically operated door controlled with shaft drive



## DRIVES GfA











Product Code	T09-050-11-0009	T09-050-11-0010	T09-050-11-0011	T09-050-11-0012	T09-050-11-0013	T09-050-11-0015	T09-050-11-0016	T09-050-11-0032	T09-050-11-0019	T09-050-11-0020	T09-050-11-0034
Type	SE 5.24-25,4SK DES; IP65	SE 9.24-25,4SK DES; IP65	SE 9.20-25,4SK DES; IP65	SE 14.15-25,4SK DES; IP65	SE 14.15-31,75SK DES; IP65	SE 9.24-25,4ER DES; IP65	SE 5.24-25,4WS SK DES; IP65	SE 8.60-25,4 FU SK DES; IP65	SE 9.24-25,4WS SK DES; IP65	SE 14.80-25,4 FI SK DES; IP65	SE 14.100-31,75 FI SK DES; IP65
Output Torque	50 Nm	90 Nm	90 Nm	140 Nm	140 Nm	90 Nm	50 Nm	80 Nm	90 Nm	140 Nm	140 Nm
Turns per Minute	24 min <sup>-1</sup>	24 min <sup>-1</sup>	20 min <sup>-1</sup>	15 min <sup>-1</sup>	15 min <sup>-1</sup>	24 min <sup>-1</sup>	24 min <sup>-1</sup>	60 min <sup>-1</sup>	24 min <sup>-1</sup>	80 min <sup>-1</sup>	100 min <sup>-1</sup>
Supply Voltage	3~400 V	3~400 V	3~400 V	3~400 V	3~400 V	3~400 V	1~230 V	3~400 V, 1~230 V	1~230 V	1~230 V / 3~400 V	1~230 V / 3~400 V
End Limit Switches	digital	digital	digital	digital	digital	digital	digital	digital	digital	digital	digital
Emergency Operation	chain	chain	chain	chain	chain	de-clutching	chain	chain	chain	chain	chain
Chain Length	2 (4 m)	2 (4 m)	2 (4 m)	2 (4 m)	2 (4 m)	x	2 (4 m)	0,5 (1 m)	2 (4 m)	2 (4 m)	2 (4 m)
Shaft Diameter	1"	1"	1"	1"	1 1/4"	1"	1"	1"	1"	1"	1 1/4"
Door Leaf Maximum	≤ 15 m <sup>2</sup>	≤ 25 m <sup>2</sup>	≤ 30 m <sup>2</sup>	up to the max. door area of the TOORS Indy	up to the max. door area of the TOORS Indy	≤ 25 m <sup>2</sup>	≤ 15 m <sup>2</sup>	≤ 20 m <sup>2</sup>	≤ 25 m <sup>2</sup>	up to the max. door area of the TOORS Indy	up to the max. door area of the TOORS Indy
Unit	pc	pc	pc	pc	pc	pc	pc	pc	pc	ks	ks
Max. number of cycles/hour*	6	10	10	8	8	10	6	18	10	20	20
Gross Price	537 €	627 €	732 €	837 €	965 €	790 €	615 €	1 182 €	738 €	2 321 €	2 399 €

\* The parameter ED is replaced by max. number of cycles/hr. At a temperature of 40°C to 60°C the number of cycles needs to be reduced to 1/2.

## CONTROL UNITS, CONNECTION CABLES GfA

								
Product Code	T09-050-15-0006	T09-050-15-0007	T09-050-15-0010	T09-050-15-0008	T09-050-15-0009	T09-050-15-0011	T09-050-15-0005	T09-050-15-0012
Type	TS 970	TS 970	TS 970	TS 971	TS 971	TS 971	TS 981	TS 981
Description	with CEE-5 pole power plug; 0,7 m; 3 N~400 V; IP54; 1 relays	with CEE-3 pole power plug; 0,7 m; 1 N~230 V; IP54; 1 relays	without CEE; 1 N~230 V/3 N~400 V; IP65; 1 relays	with CEE-5 pole power plug; 0,7 m; 3 N~400 V; IP54; 2 relays; built in receiver 433MHz	with CEE-3 pole power plug; 0,7 m; 1 N~230 V; IP54; 2 relays; built in receiver 433MHz	without CEE; 1 N~230 V/3 N~400 V; IP65; 2 relays; built in receiver 433MHz	with CEE-5 pole power plug; 0,7 m; 3 N~400 V; IP54; 2 relays; controls for traffic lights	without CEE 3 N~400 V; IP65; 2 relays; controls for traffic lights
Unit	pc	pc	pc	pc	pc	pc	pc	pc
Gross Price	359 €	359 €	359 €	476 €	476 €	476 €	889 €	889 €







								
Product Code	T09-050-20-0108	T09-050-20-0109	T09-050-20-0111	T09-050-20-0112	T09-050-20-0113	T09-050-20-0114	T09-050-80-0035	T09-050-80-0036
Type	Connection cable 3 m	Connection cable 5 m	Connection cable 9 m	Connection cable 11 m	Connection cable 13 m	Connection cable 15 m	Control box with connection set 3 N~4 00	Control box with connection set 1 N~230 V
Description	plugs for electronic limit switches; 3 m	plugs for electronic limit switches; 5 m	plugs for electronic limit switches; 9 m	plugs for electronic limit switches; 11 m	plugs for electronic limit switches; 13 m	plugs for electronic limit switches; 15 m	assembling kit; complete; not for TS 981	assembling kit; complete; not for TS 981
Unit	pc	pc	pc	pc	pc	pc	pc	pc
Gross Price	51 €	51 €	67 €	75 €	103 €	103 €	141 €	141 €

## SAFETY ELEMENTS, ACCESSORIES GfA









								
Product Code	T09-050-80-0026	T09-050-80-0025	T09-050-80-0037	T09-005-0258	T09-040-35-0007	T09-040-35-0043	T09-040-35-0011	T09-040-35-0042
Type	Key switch	Emergency stop	Toggle switch for intermediate stop setting	Cable break switch	Cable break switch	Cable break switch	Cable break switch	Cable break switch
Description	assembling kit; in small cover	assembling kit; in small cover	assembling kit; in small cover	microswitch for 626; cable length 10,5 m	for 622, 623; cable length 0,5 m	for 622, 623; cable length 6,5 m	cylindrical switch (for AI bottom bracket) cable length 0,5 m	cylindrical switch (for AI bottom bracket) cable length 6,5 m
Unit	pc	pc	pc	pair	pc	pc	pc	pc
Gross Price	48 €	61 €	71 €	65 €	22 €	30 €	22 €	30 €
								
Product Code	T09-040-35-0037	T09-050-30-0003	T09-050-20-0115	T09-050-80-0038	T09-050-80-0039	T09-005-0077	T09-005-0078	T09-005-0079
Type	Cable break switch	Spiral cable 1000 / 350 - 900	Connection box	Connection box	Connection box	OSE - Set	OSE - Set	OSE - Set
Description	for 3" cable break device; cable length 10,5 m	4-core cable with connection box and plugs for doors H<=4500	with spiral cable (on the opposite side)	with wireless signal transmission; for TS 971	for the system with two boxes with wireless transmission to control board	receiver 0,5 m + transmitter 0,5 m; plugable in box with spiral cable	receiver 0,5 m + transmitter 6,5 m; plugable in box with spiral cable	receiver 0,5 m + transmitter 10,5 m; plugable in box with spiral cable
Unit	pair	pc	pc	pc	pc	pc	pc	pc
Gross Price	41 €	92 €	25 €	91 €	32 €	53 €	53 €	53 €









## SAFETY ELEMENTS, ACCESSORIES GfA

								
Product Code	T09-005-0080	T09-005-0081	T09-005-0082	T09-050-60-0118	T09-050-60-0119	T09-050-20-0116	T09-050-20-0117	T09-050-20-0118
Type	OSE - Set	OSE - Set	OSE - Set	External reflex photocell	Safety light curtain	Connection cable	Connection cable	Connection cable
Description	receiver 0,5 m + transmitter 0,5 m; plugable in box with wireless transmission (WSD)	receiver 0,5 m + transmitter 6,5 m; plugable in box with wireless transmission (WSD)	receiver 0,5 m + transmitter 10,5 m; plugable in box with wireless transmission (WSD)	Operating range up to 12 m; case; 15 V-36 V AC/DC; IP65	light beam range 1-12 m; height of protected space up to 2500 mm; electronics in epoxy resin; IP67	between the connection boxes; length 4,5 m	between the connection boxes; length 6,5 m	between the connection boxes; length 8,5 m
Unit	pc	pc	pc	pc	pc	pc	pc	pc
Gross Price	106 €	109 €	113 €	138 €	535 €	19 €	19 €	19 €









						
Product Code	T09-050-13-0066	T09-050-13-0067	T09-050-80-0051	T09-050-80-0023	T09-050-80-0024	T09-050-40-0018
Type	Remote control	Remote control receiver	External tripple button switch box	Rope prolongation at emergency release	Rope prolongation at emergency release	Pneumatic edge
Description	4 channel, 433 MHz	3 channel, 433 MHz	lockable; cable lenght 6 m	2 x 4 m	2 x 10 m	with spiralcable and connection box
Unit	pc	pc	pc	pc	pc	pc
Gross Price	30 €	59 €	93 €	9 €	12 €	170 €

## SAFETY ELEMENTS, ACCESSORIES GfA

								
Product Code	T09-050-80-0018	T09-050-80-0019	T09-050-80-0020	T09-050-80-0021	T09-050-80-0022	T09-005-0031	T09-050-80-0199	T09-050-80-0200
Type	Kit for chain extension	Kit for chain extension	Kit for chain extension	Kit for chain extension	Kit for chain extension	Switch for slide bolt	Chain transmission kit	Chain transmission kit
Description	ext. by 1 m; length of chain 2 m	ext. by 2 m; length of chain 4 m	ext. by 3 m; length of chain 6 m	ext. by 4 m; length of chain 8 m	ext. by 5 m; length of chain 10 m	Al console; plastic bushings; max. switching frequency 3600 cycles/h; operating temp. -25° ... 70°C; IP65	motor located outside shaft; shaft 1"	motor located outside shaft; shaft 1 1/4"
Unit	pc	pc	pc	pc	pc	pc	pc	pc
Gross Price	10 €	18 €	27 €	35 €	39 €	34 €	383 €	423 €




								
Product Code	T39-054-40-0021	T39-054-70-0070	T39-054-70-0071	T39-054-70-0077	T09-005-0015	T09-050-80-0196	T39-054-70-0081	T39-054-70-0085
Type	Pull cord contact	Pull switch chain	Pull switch holder	Pull switch swivel ring	Pull switch console	Control unit protection shield	Induction detector	Induction loop detector
Description	in durable light-weight alloy case; 1x link, 1x unlink contact; IP67	red and white; plastic; 3 m	fixing holes predrilled	—	on wall; rotating; galvanized iron; 3 m	stainless metal sheet; only for TS 981	single-channel	double-channel; for ind. loop located on both door sides (in – out)
Unit	pc	m	pc	pc	pc	pc	pc	pc
Gross Price	78 €	3 €	10 €	4 €	357 €	60 €	636 €	970 €








## SAFETY ELEMENTS, ACCESSORIES GfA

								
Product Code	T39-054-70-0082	T39-054-70-0083	T09-050-80-0197	T09-050-80-0198	T09-050-80-0202	T09-050-40-0009	T09-050-40-0010	T09-050-40-0011
Type	Induction loop 6 m + cable 10 m	Induction loop 10 m + cable 10 m	UPS battery back-up	UPS battery back-up	UPS battery back-up	Traffic light	Traffic light	Traffic light
Description	—	—	for SE 5.24-25,4WS SK DES	for SE 9.24-25,4WS SK DES	For SE 14.80-25,4FI SK DES	red LED light; case; 230 V, 40 W; IP65	green LED light; case; 230 V, 40 W; IP65	red +green LED light; case; 230 V, 40 W; IP65
Unit	pc	pc	pc	pc	pc	pc	pc	pc
Gross Price	61 €	68 €	2 028 €	2 141 €	3 422 €	171 €	171 €	297 €









				
Product Code	T39-054-70-0079	T39-054-70-0078	T39-054-40-0022	T39-054-40-0022
Type	Microwave radar	Remote control	LED Beacon	Spiral cable 2500/350-900
Description	Radar motion detector; detection of objects	For microwave radar	with interrupter; 12-24V; 230 V; integrated aerial; IP54	4-core cable with connection box and plugs for doors H>=4501
Unit	pc	pc	pc	pc
Gross Price	232 €	316 €	46 €	103 €







## DRIVES AND ACCESSORIES CUBE

						
Product Code	T09-050-13-0031	T09-050-13-0032	T09-050-13-0021	T09-050-13-0016	T09-050-13-0017	T09-050-13-0018
Type	CUBE 50	CUBE 70	Control unit	Connection cable	Connection cable	Connection cable
Description	Motor head incl. emergency chain (5m). Max. doorleaf area 12m <sup>2</sup> 400V (230V), IP54	Motor head incl. emergency chain (5m). Max. doorleaf area 20m <sup>2</sup> 400V (230V), IP54	Electronic end switch, DES	Between motor and control unit, 6m	Between motor and control unit, 8m	Between motor and control unit, 10m
Unit	Pc	Pc	Pc	Pc	Pc	Pc
Gross Price	372 €	440 €	225 €	28 €	35 €	46 €

							
Product Code	T09-050-13-0006	T09-050-13-0007	T09-050-13-0008	T09-050-13-0009	T09-050-13-0029	T09-050-13-0020	T09-005-0070
Type	Power cable extension	Power cable extension	Power cable extension	Power cable extension	Plug	Plug 230V	Back up power supply (UPS)
Description	3,5m	5m	6m	8m	Plug CEE 3~400V + Plug Uni-Schuko 1~230V Including cable 150mm	Including cable 1500mm	24V backup battery with cable (1m) for connection to the operator
Unit	Pc	Pc	Pc	Pc	Pc	Pc	Pc
Gross Price	30 €	39 €	46 €	56 €	0 €	39 €	166 €

## ACCESSORIES CUBE

								
Product Code	T09-050-13-0027	T09-050-13-0026	T09-050-13-0056	T09-050-80-0045	T09-050-13-0019	T09-050-13-0010	T09-050-13-0014	T09-050-13-0014
Type	Spiral cable	Connection box	Connection box	Three-button switch	Chain	Chain link	Emergency stop	External emergency stop
Description	4 wire including bracket and grommet	With hole for spiral cable	Without hole for spiral cable	-	For chain extension	-	Buildable into the control box	Inkl. 3,5m cable
Unit	Pc	Pc	Pc	Pc	m	Pc	Pc	Pc
Gross Price	52 €	19 €	21 €	37 €	3 €	2 €	42 €	42 €

						
Product Code	T09-050-14-0007	T09-050-13-0025	T09-050-60-0118	T09-050-60-0119	T09-050-13-0004	T09-050-14-0003
Type	Warning light	OSE - Set	External reflex photocell	Light curtain	Remote control	Remote control receiver
Description	12-24V AV/DC	Receiver 1m Transmitter 6m	Operating range up to 12 m; case; 10 V-40 V AC/DC; IP65	Light beam range 1-12 m; height of protected space up to 2500 mm; electronics in epoxy resin; IP67	Four channel, 868 MHz	Three channel, 868 MHz
Unit	Pc	Pc	Pc	Pc	Pc	Pc
Gross Price	39 €	38 €	138 €	444 €	30 €	30€