



PRICELIST

GENERAL

Price List includes gross prices. Prices to be applied to a complete door order. Spare part prices can be obtained from the web catalogue on <http://aftersales.toors.cz>.

BASIC CONFIGURATION

- standard lift (SL 420, SL 350); other lift types for surcharges according to price list
- adjustable bottom aluminium bracket (540)
- powder coated torsion springs for 20 000 cycles
- 1" massive shaft
- 1" hollow shaft if $W \leq 4500$ mm and $H \leq 4250$ mm
- 1 1/4" massive shaft if $W \geq 7000$ mm and $H \geq 3000$ mm
- coupler
- coupling of horizontal track

Reinforcing struts:

- 6001 mm - 7000 mm...65 mm reinforcing strut per panel
- 7001 mm - 8000 mm...110 mm reinforcing strut per panel
- 1 pc diagonal/perforated angle, L = 3000 mm
- rollers, hinges, bearing plates, cable drums, cables, screws

Fixing material to building construction is not included!

VERTICAL AND HORIZONTAL RAILS

- vertical and horizontal rails made from 2 mm galvanised steel

DOOR LEAF

- 40 mm sandwich panel made from galvanised steel sheets filled with polyurethane (PUR) foam
- 80 mm sandwich panel filled with PUR foam on request
- 40 mm sandwich panel filled with PIR foam on request
- design offer according to our current panel range

*) FVE - aluminium glass section

DOOR LEAF SHAPE

STANDARD - traditional panel (without FSP - finger safe protection)

PROTECT (FSP) - finger safe protection panel



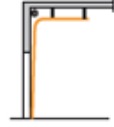




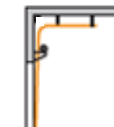


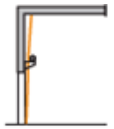
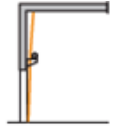
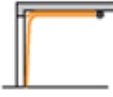

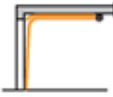

FVE^{*)} DOORS

- The door leaf consists of one panel section filled with polyurethane foam and the others are made of aluminum glazed sections or all aluminum sections are glazed
- If the doors meets the definition of FVE doors, each individual surcharge for the FVE section is reduced by 15%
- Sections with traditional joint type or with finger safe protection (without extra surcharge)



ACCESSORIES

- aluminium full vision sections - FVE (at extra cost; see p. 7-11)
- pass door (at extra cost; see p. 13)
- windows (at extra cost; see p. 16-18)
- handles, locks (at extra cost; see p. 19, 20)
- slide bolts, locks (at extra cost; see p. 21, 22)
- handgrips (at extra cost; see p. 23)
- bottom bracket and cable break device (at extra cost; see p. 24)
- drives (at extra cost; see p. 25)
- control units, connection cables (at extra cost; see p. 26)
- safety elements, accessories (at extra cost; see p. 27-30)
- BFT Argo operator and accessories (at extra cost; see p. 31)

SL 420, SL 350 	HL ≤ 750 	HL ≤ 1370 	HL ≤ 2000 	HL ≤ 2500 	HL ≤ 3050 	HL ≤ 4100 	HL-T 
Basic price	Surcharge* 3%	Surcharge* 6%	Surcharge* 10%	Surcharge* 14%	Surcharge* 16%	Surcharge* 22%	Surcharge** 171 € ¹
HL-T 	VL 	VL-T 	VL-T 	LL-I 	LL-I 	LL-DT 	LL-DT 
Surcharge** 223 € ²	Surcharge* 11%	Surcharge** 171 € ¹	Surcharge** 223 € ²	Surcharge** 249 € ¹	Surcharge** 299 € ²	Surcharge** 339 € ¹	Surcharge** 408 € ²

SURCHARGES FOR FOLLOWING ROOF LIFT SYSTEMS

≤ 8°	basic price surcharge (calculated as percentage from basic price)	2%
≤ 12°	basic price surcharge (calculated as percentage from basic price)	4%
≤ 25°	basic price surcharge (calculated as percentage from basic price)	8%
≥ 26°	basic price surcharge (calculated as percentage from basic price)	13%

* basic price surcharge (calculated as percentage from basic price)

** door final price surcharge

1 if W ≤ 4000 mm and H ≤ 4000 mm

2 if W > 4000 mm or H > 4000 mm

STANDARD (SL 350, SL 420) - BASIC PRICE (€)

		Width [mm]																												Number of sections		
		2000	2250	2500	2750	3000	3250	3500	3750	4000	4250	4500	4750	5000	5250	5500	5750	6000	6250	6500	6750	7000	7250	7500	7750	8000	500	610				
Height [mm]	6 500	3013	3065	3070	3298	3513	3688	3755	4014	4400	4513	4699	5184	5267	5421	5796	6269	6626	6981										2	9	11	
	6 250	2833	2853	2944	3203	3392	3570	3654	3901	4201	4334	4545	4953	5024	5381	5669	6031	6526	6761	7509									4	7	11	
	6 000	2618	2701	2823	3110	3276	3456	3555	3792	4011	4163	4396	4657	4869	5342	5544	5803	6430	6549	7202	7183	7487							1	9	10	
	5 750	2420	2557	2707	3020	3163	3347	3458	3685	3829	3999	4251	4379	4718	5304	5422	5581	6334	6343	6907	7006	7225	7217						3	7	10	
	5 500	2352	2460	2617	2747	2922	3070	3217	3463	3615	3670	3879	3978	4254	4940	4968	5215	5907	6000	6473	6643	6919	7209	7387	7704			-	9	9		
	5 250	2204	2377	2532	2655	2850	3024	3114	3215	3497	3598	3649	3814	4151	4644	4830	5083	5594	5709	6335	6402	6650	6931	7274	7457	7686		2	7	9		
	5 000	2036	2133	2251	2432	2618	2835	2941	2981	3171	3364	3368	3663	3876	4399	4485	4639	5249	5359	6155	6210	6367	6519	6903	7133	7311		4	5	9		
	4 750	2005	2031	2212	2392	2535	2590	2744	2910	2972	3178	3288	3496	3663	4118	4237	4360	4942	5108	5571	5732	5952	6203	6533	6808	6936		1	7	8		
	4 500	1883	1997	2122	2208	2401	2529	2634	2702	2889	3111	3186	3333	3618	3927	4061	4178	4731	4890	5030	5156	5847	6052	6422	6546	6680		3	5	8		
	4 250	1798	1915	2018	2126	2243	2372	2524	2627	2753	2894	2993	3168	3395	3735	3775	3947	4317	4637	4691	4853	4951	5390	5883	6137	6325		-	7	7		
	4 000	1701	1817	1927	2050	2122	2243	2311	2423	2556	2631	2815	2970	3225	3593	3663	3770	4172	4384	4423	4641	4720	5124	5641	5879	6061		2	5	7		
	3 750	1621	1722	1821	1956	2002	2170	2201	2306	2433	2522	2636	2807	3031	3352	3438	3546	3842	3901	4038	4332	4367	4668	5060	5251	5408		5	2	7		
	3 500	1530	1661	1753	1787	1940	2005	2113	2183	2277	2410	2445	2669	2815	3183	3211	3400	3712	3864	3923	4151	4183	4471	4866	5020	5191		1	5	6		
	3 250	1470	1589	1688	1725	1838	1931	2033	2058	2170	2254	2347	2505	2679	3001	3052	3178	3554	3656	3789	3863	4035	4280	4315	4700	4847		4	2	6		
	3 000	1396	1461	1531	1610	1703	1798	1891	1951	2051	2149	2221	2334	2443	2806	2816	2970	3186	3317	3392	3570	3712	3852	3998	4378	4410		-	5	5		
	2 750	1297	1416	1452	1505	1607	1695	1782	1833	1904	2013	2084	2154	2287	2637	2717	2809	3073	3125	3207	3423	3454	3624	3726	4076	4191		3	2	5		
	2 500	1229	1294	1356	1437	1531	1587	1666	1740	1779	1884	1951	2060	2165	2446	2513	2620	2776	2795	2847	3094	3136	3241	3382	3699	3793		5	-	5		
	2 250	1179	1273	1337	1408	1448	1501	1583	1636	1724	1730	1816	1926	2037	2328	2359	2411	2569	2622	2676	2851	2972	3079	3161	3381	3458		2	2	4		
2 000	1133	1252	1317	1371	1379	1419	1505	1536	1578	1682	1690	1799	1918	2010	2102	2194	2377	2461	2516	2627	2818	2925	2955	3091	3153		4	-	4			

Single side hinges (up to 4999 mm)										Double side hinges from 5000 mm								
Without reinforcing struts										1 pc of 65 mm reinforcing struts per section				1 pc of 110 mm reinforcing struts per section				
2 torsion springs										4 torsion springs								
2 windows (up to 2600 mm)		3 windows (up to 3400 mm)			4 windows (up to 4200 mm)		5 windows (up to 5000 mm)		6 windows (up to 5800 mm)		7 windows (up to 6600 mm)			8 windows				
2 FVE fields		3 FVE fields			4 FVE fields		5 FVE fields		6 FVE fields			7 FVE fields	not possible					

*) FVE - aluminium glass section

PROTECT (SL 350, SL 420) - BASIC PRICE (€) + 7%

		Width [mm]																				Number of sections								
		2000	2250	2500	2750	3000	3250	3500	3750	4000	4250	4500	4750	5000	5250	5500	5750	6000	6250	6500	6750	7000	7250	7500	7750	8000	500	610		
Height [mm]	6 500	3224	3280	3285	3529	3759	3947	4018	4295	4708	4829	5028	5547	5636	5801	6202	6708	7090	7470								2	9	11	
	6 250	3032	3053	3151	3428	3630	3820	3910	4175	4496	4638	4864	5300	5376	5758	6066	6454	6983	7235	8035								4	7	11
	6 000	2802	2891	3021	3328	3506	3698	3804	4058	4292	4455	4704	4983	5210	5716	5933	6210	6881	7008	7707	7686	8012						1	9	10
	5 750	2590	2736	2897	3232	3385	3582	3701	3943	4098	4279	4549	4686	5049	5676	5802	5972	6778	6788	7391	7497	7731	7723					3	7	10
	5 500	2517	2633	2801	2940	3127	3285	3443	3706	3869	3927	4151	4257	4552	5286	5316	5581	6321	6420	6927	7108	7404	7714	7905	8244		-	9	9	
	5 250	2359	2544	2710	2841	3050	3236	3332	3441	3742	3850	3905	4081	4442	4970	5169	5439	5986	6109	6779	6850	7116	7417	7784	7979	8225	2	7	9	
	5 000	2179	2283	2409	2603	2802	3034	3147	3190	3393	3600	3604	3920	4148	4707	4799	4964	5617	5735	6586	6645	6813	6975	7387	7633	7823	4	5	9	
	4 750	2146	2174	2367	2560	2713	2772	2937	3114	3181	3401	3519	3741	3920	4407	4534	4666	5288	5466	5961	6134	6369	6637	6991	7285	7422	1	7	8	
	4 500	2015	2137	2271	2363	2570	2707	2819	2892	3092	3329	3410	3567	3872	4202	4346	4471	5063	5233	5383	5517	6257	6476	6872	7005	7148	3	5	8	
	4 250	1924	2050	2160	2275	2401	2539	2701	2811	2946	3097	3203	3390	3633	3997	4040	4224	4620	4962	5019	5193	5298	5768	6295	6567	6768	-	7	7	
	4 000	1821	1945	2062	2194	2271	2401	2473	2593	2735	2816	3013	3178	3451	3845	3920	4034	4465	4691	4733	4966	5050	5483	6036	6291	6486	2	5	7	
	3 750	1735	1843	1949	2093	2143	2322	2356	2468	2604	2699	2821	3004	3244	3587	3679	3795	4111	4175	4321	4636	4673	4995	5415	5619	5787	5	2	7	
	3 500	1638	1778	1876	1913	2076	2146	2261	2336	2437	2579	2617	2856	3013	3406	3436	3638	3972	4135	4198	4442	4476	4784	5207	5372	5555	1	5	6	
	3 250	1573	1701	1807	1846	1967	2067	2176	2203	2322	2412	2512	2681	2867	3212	3266	3401	3803	3912	4055	4134	4318	4580	4618	5029	5187	4	2	6	
	3 000	1494	1564	1639	1723	1823	1924	2024	2088	2195	2300	2377	2498	2615	3003	3014	3178	3410	3550	3630	3820	3972	4122	4278	4685	4719	-	5	5	
	2 750	1388	1516	1554	1611	1720	1814	1907	1962	2038	2154	2230	2305	2448	2822	2908	3006	3289	3344	3432	3663	3696	3878	3987	4362	4485	3	2	5	
	2 500	1316	1385	1451	1538	1639	1699	1783	1862	1904	2016	2088	2205	2317	2618	2689	2804	2971	2991	3047	3311	3356	3468	3619	3958	4059	5	-	5	
2 250	1262	1363	1431	1507	1550	1607	1694	1751	1845	1851	1944	2061	2180	2491	2525	2580	2749	2806	2864	3051	3181	3295	3383	3618	3701	2	2	4		
2 000	1213	1340	1410	1467	1476	1519	1611	1644	1689	1800	1809	1925	2053	2151	2249	2348	2544	2634	2693	2811	3016	3130	3162	3308	3374	4	-	4		

Single side hinges (up to 4999 mm)					Double side hinges from 5000 mm					
Without reinforcing struts					1 pc of 65 mm reinforcing struts per section		1 pc of 110 mm reinforcing struts per section			
2 torsion springs					4 torsion springs					
2 windows (up to 2600 mm)		3 windows (up to 3400 mm)		4 windows (up to 4200 mm)	5 windows (up to 5000 mm)	6 windows (up to 5800 mm)	7 windows (up to 6600 mm)	8 windows		
2 FVE fields		3 FVE fields		4 FVE fields		5 FVE fields		6 FVE fields	7 FVE fields	not possible

*) FVE - aluminum glass section

AVAILABLE DIMENSIONS OF FVE*) DOORS

FVE doors: The door leaf consists of one panel section filled with PUR foam and the others are made from aluminum glass sections or all sections are FVE.

		Width [mm]																			Number of sections		
		2250	2500	2750	3000	3250	3500	3750	4000	4250	4500	4750	5000	5250	5500	5750	6000	6250	6500	6750		7000	
Height [mm]	6 500	✓	✓	✓	✓	✓	✓	✓	✓	✓	✓	✗	✗	✗	✗	✗	✗	✗	✗	✗	✗	11	
	6 250	✓	✓	✓	✓	✓	✓	✓	✓	✓	✓	✗	✗	✗	✗	✗	✗	✗	✗	✗	✗	11	
	6 000	✓	✓	✓	✓	✓	✓	✓	✓	✓	✓	✓	✗	✗	✗	✗	✗	✗	✗	✗	✗	10	
	5 750	✓	✓	✓	✓	✓	✓	✓	✓	✓	✓	✓	✓	✗	✗	✗	✗	✗	✗	✗	✗	10	
	5 500	✓	✓	✓	✓	✓	✓	✓	✓	✓	✓	✓	✓	✓	✗	✗	✗	✗	✗	✗	✗	9	
	5 250	✓	✓	✓	✓	✓	✓	✓	✓	✓	✓	✓	✓	✓	✓	✓	✗	✗	✗	✗	✗	✗	9
	5 000	✓	✓	✓	✓	✓	✓	✓	✓	✓	✓	✓	✓	✓	✓	✓	✓	✗	✗	✗	✗	✗	9
	4 750	✓	✓	✓	✓	✓	✓	✓	✓	✓	✓	✓	✓	✓	✓	✓	✓	✓	✗	✗	✗	✗	8
	4 500	✓	✓	✓	✓	✓	✓	✓	✓	✓	✓	✓	✓	✓	✓	✓	✓	✓	✓	✗	✗	✗	8
	4 250	✓	✓	✓	✓	✓	✓	✓	✓	✓	✓	✓	✓	✓	✓	✓	✓	✓	✓	✓	✓	✓	7
	4 000	✓	✓	✓	✓	✓	✓	✓	✓	✓	✓	✓	✓	✓	✓	✓	✓	✓	✓	✓	✓	✓	7
	3 750	✓	✓	✓	✓	✓	✓	✓	✓	✓	✓	✓	✓	✓	✓	✓	✓	✓	✓	✓	✓	✓	7
	3 500	✓	✓	✓	✓	✓	✓	✓	✓	✓	✓	✓	✓	✓	✓	✓	✓	✓	✓	✓	✓	✓	6
	3 250	✓	✓	✓	✓	✓	✓	✓	✓	✓	✓	✓	✓	✓	✓	✓	✓	✓	✓	✓	✓	✓	6
	3 000	✓	✓	✓	✓	✓	✓	✓	✓	✓	✓	✓	✓	✓	✓	✓	✓	✓	✓	✓	✓	✓	5
	2 750	✓	✓	✓	✓	✓	✓	✓	✓	✓	✓	✓	✓	✓	✓	✓	✓	✓	✓	✓	✓	✓	5
	2 500	✓	✓	✓	✓	✓	✓	✓	✓	✓	✓	✓	✓	✓	✓	✓	✓	✓	✓	✓	✓	✓	5
2 250	✓	✓	✓	✓	✓	✓	✓	✓	✓	✓	✓	✓	✓	✓	✓	✓	✓	✓	✓	✓	✓	4	
2 000	✓	✓	✓	✓	✓	✓	✓	✓	✓	✓	✓	✓	✓	✓	✓	✓	✓	✓	✓	✓	✓	4	

Single side hinges (up to 4999 mm)				Double side hinges from 5000 mm		
FVE without reinforcing struts				FVE profiles with reinforcing struts		
2 torsion springs				4 torsion springs		
2 FVE fields	3 FVE fields	4 FVE fields	5 FVE fields	6 FVE fields	7 FVE fields	


*) FVE - aluminum glass section

VARIOUS GLAZING OF FVE^{*)} - 40MM SECTIONS

		<p>SIMPLE GLAZING</p> <p>Material: PMMA, polycarbonate Glazing design: transparent, satin, opal</p>
		<p>DOUBLE GLAZING</p> <p>Material: PMMA, polycarbonate Glazing design: transparent, satin, opal</p>
		<p>INSULATED ALUMINIUM FILLINGS</p> <p>Material: aluminium, polystyrene Design: stucco/stucco</p>
		<p>VENTILATION FILLINGS</p> <p>Material: natural aluminium Design: mesh 16/8, 22/12, 10/10</p>

Aluminium expanded mesh

16/8



air permeability 56%


22/12



air permeability 67%

Aluminium perforated plate

10/10



air permeability 51%

Coloured pane options

f	frosted satin
w	R-structure
m	milk (opal)
s	smoked glass

FVE WITH THERMAL BREAK



FVE WITHOUT THERMAL BREAK



*) FVE - aluminum glass section

SURCHARGES FOR VARIOUS GLAZING OF FVE^{*)} SECTION WITHOUT THERMAL BREAK (€^{**)} - 40MM

Code No.:	Description of glazing: Width [mm]:	2 250	2 500	2 750	3 000	3 250	3 500	3 750	4 000	4 250	4 500	4 750	5 000	5 250	5 500	5 750	6 000	6 250	6 500	6 750	7 000
220	Single wall PMMA: 1 x 2,5 mm PMMA	157	160	177	180	206	208	211	226	239	242	328	338	417	420	432	447	521	523	5209	535
230	Single wall polycarbonate: 1 x 3,0 mm polycarbonate	245	250	283	290	332	338	355	380	405	413	511	527	617	624	649	675	764	771	777	803
240	Single wall - tempered glass: 1 x 4,0 mm tempered glass	264	283	317	336	374	393	418	447	476	495	566	580	647	666	695	724	791	810	828	858
250	Double wall PMMA, 2 x 2,5 mm PMMA	200	205	229	235	271	276	289	308	329	333	419	427	507	511	532	551	628	633	638	658
251	Double wall PMMA abrasion resistant: 2 x 2,5 mm PMMA - 1x ANTI SCRATCH	240	249	280	290	330	339	357	381	407	417	507	517	600	611	636	660	742	751	762	785
252	Double wall PMMA abrasion resistant: 2 x 2,5 mm PMMA - 2x ANTI SCRATCH	280	295	330	344	388	404	426	455	486	500	594	607	695	710	741	769	855	870	885	914
250.C	Double wall PMMA with coloured panes: 2 x 2,5 mm PMMA	259	270	302	314	357	369	388	414	442	455	546	558	644	655	683	709	793	806	817	844
260	Double wall polycarbonate: 2 x 3,0 mm polycarbonate	315	333	372	391	441	460	487	518	553	572	672	686	778	797	832	865	955	973	992	1026
270	Insulated aluminium stucco fillings: 2 x 0,6 mm aluminium stucco sheet + 20 mm polystyrene	276	290	324	338	384	398	419	446	477	491	585	598	686	700	729	758	844	858	872	900
280	Expanded mesh: natural aluminium - mesh 16/8	149	152	166	170	193	197	205	212	222	228	310	321	397	401	411	426	495	500	503	510
281	Expanded mesh: natural aluminium - mesh 22/12	149	152	166	170	193	197	205	212	222	228	310	321	397	401	411	426	495	500	503	510
282	Perforated plate (10x10mm, bond 4mm)	191	193	218	222	253	257	261	281	298	316	391	404	490	503	509	529	612	619	622	631

*) FVE - aluminum glass section

***) If the doors meets the definition of FVE doors, each individual surcharge for the FVE section is reduced by 15%


SURCHARGES FOR VARIOUS GLAZING OF FVE^{*)} SECTION WITH THERMAL BREAK (€^{**)} - 40MM

Code No.:	Description of glazing: Width [mm]:	2 250	2 500	2 750	3 000	3 250	3 500	3 750	4 000	4 250	4 500	4 750	5 000	5 250	5 500	5 750	6 000	6 250	6 500	6 750	7 000
250	Double wall PMMA, 2 × 2,5 mm PMMA	341	349	382	388	455	463	478	504	543	549	662	677	793	801	826	853	971	978	984	1010
251	Double wall PMMA abrasion resistant: 2 × 2,5 mm PMMA - 1× ANTI SCRATCH	388	401	440	451	525	537	557	590	634	645	765	782	905	916	948	979	1103	1115	1128	1160
252	Double wall PMMA abrasion resistant: 2 × 2,5 mm PMMA - 2× ANTI SCRATCH	435	453	497	516	594	611	638	675	726	743	867	886	1015	1033	1069	1106	1235	1253	1272	1309
250.C	Double wall PMMA with coloured panes: 2 × 2,5 mm PMMA	409	425	465	480	556	571	594	628	675	690	811	828	953	969	1002	1036	1163	1179	1193	1228
260	Double wall polycarbonate: 2 × 3,0 mm polycarbonate	476	498	548	570	654	676	708	750	805	827	956	978	1110	1133	1175	1217	1351	1375	1397	1438
270	Insulated aluminium stucco fillings: 2 × 0,6 mm aluminium stucco sheet + 20 mm polystyrene	430	447	492	509	586	604	629	666	715	733	857	876	1002	1020	1056	1093	1221	1239	1257	1293

*) FVE - aluminum glass section


**) If the doors meets the definition of FVE doors, each individual surcharge for the FVE section is reduced by 15%

VARIOUS GLAZING OF FVE^{*)} - 80MM SECTIONS




TRIPLE GLAZING

Material: PMMA
Glazing design: transparent



QUADRUPLE GLAZING


Material: PMMA
Glazing design: transparent



INSULATED ALUMINIUM FILLINGS

Material: aluminium, polystyrene
Design: stucco/stucco

FVE WITH THERMAL BREAK



*) FVE - aluminum glass section

SURCHARGES FOR VARIOUS GLAZING OF FVE^{*)} SECTION WITH THERMAL BREAK (€^{**)} - 80MM

Code No.:	Description of glazing: Width [mm]:	2 250	2 500	2 750	3 000	3 250	3 500	3 750	4 000	4 250	4 500	4 750	5 000	5 250	5 500	5 750	6 000	6 250	6 500	6 750	7 000
350	Triple wall PMMA, 3 × 2,5 mm PMMA	416	461	507	554	599	646	691	738	784	830	876	921	968	1014	1060	1106	1153	1198	1245	1290
351	Triple wall PMMA abrasion resistant: 3 × 2,5 mm PMMA - 2× ANTI SCRATCH	519	577	633	691	749	807	863	921	980	1038	1095	1153	1210	1268	1325	1383	1440	1498	1555	1613
370	Insulated aluminium stucco fillings: 2 × 0,6 mm aluminium stucco sheet + 40 mm polystyrene	534	593	652	711	770	830	889	948	1007	1066	1125	1184	1245	1304	1363	1422	1481	1540	1600	1659
450	Quadruple wall PMMA with coloured panes: 4 × 2,5 mm PMMA	534	593	652	711	770	830	889	948	1007	1066	1125	1184	1245	1304	1363	1422	1481	1540	1600	1659
451	Quadruple wall PMMA abrasion resistant: 4 × 2,5 mm PMMA - 2× ANTI SCRATCH	697	775	851	929	1006	1084	1160	1237	1315	1394	1470	1547	1625	1702	1779	1856	1934	2011	2089	2166

*) FVE - aluminum glass section

***) If the doors meets the definition of FVE doors, each individual surcharge for the FVE section is reduced by 15%

ACCESSORIES

Panels - other types		Price	Unit
Door with 80 mm panels (surcharge to basic price = see chart STANDARD on p. 4)		36%	
Wood imitation panel surface		28 €	per m ²
Panel 540 RAL 7021/9002		7 €	per m ²
Hanging and consolidation equipment		Price	Unit
Perforated galvanized diagonal, round / oval holes, 30 x 30 x 3000 mm	first piece	included	pc
	second and other pieces	18 €	pc
Perforated galvanized diagonal, oval holes, 50 x 50 x 3000 mm	first piece	23 €	pc
	second and other pieces	42 €	pc
Coupling at the horizontal track end		included	m
Torsion springs		Price	Unit
20 000 cycles		included	door
50 000 cycles*/**		142 €	door
100 000 cycles*/**		380 €	door
*For doors wider than 6000mm the surcharge is double		** Please contact Toors to verify technical feasibility.	
Spring bumper extra-long		Price	Unit
Spring bumper extra-long		33 €	pair
Spring break security device		Price	Unit
Spring break security device, 1" shaft		60 €	pair
Spring break security device, reinforced, 1 1/4" shaft		80 €	pair
Air grates		Price	Unit
Plastic air grate, can be closed (black/white; white/white), air permeability = 0,015 m ²		33 €	pc

ACCESSORIES

Painting		Price	Unit
Painting panel in RAL or NCS	per side	34 €	per m ²
Painting panel in pearl RAL	per side	97 €	per m ²
Painting panel in RAL 9006,9007	per side	38 €	per m ²
Painting panel in fine/coarse sand structure	per side	38 €	per m ²
Painting of FVE in RAL or NCS	per side	34 €	per m ²
Painting of FVE in pearl RAL	per side	97 €	per m ²
Painting of FVE in RAL 9006, 9007	per side	38 €	per m ²
Painting of FVE in RAL or NCS	inside and outside in one colour	34 €	per m ²
Painting of FVE in pearl RAL	inside and outside in one colour	97 €	per m ²
Painting of FVE in RAL 9006, 9007	inside and outside in one colour	38 €	per m ²
Painting of FVE glazing bars	per meter (W)	9 €	per meter (W)
Painting insulated aluminum stucco fillings in RAL or NCS	per side	34 €	per m ²
Painting expanded mesh in RAL or NCS	double-faced painting only	61 €	per pc (filling)
Painting top/bottom Al profile in RAL or NCS	per side (not painted panel)	17 €	per meter (W)
Painting top/bottom Al profile in RAL or NCS*	per side, painting in the same colour as painted panel	included	per meter (W)
Painting pass door Al profiles in RAL or NCS	per side (not painted panel)	200 €	per pc
Painting pass door Al profiles in RAL or NCS*	per side, painting in the same colour as painted panel	included	per pc
Painting Al profile of fixed top panel in RAL or NCS	per side (not painted panel)	17 €	per meter (circuit)
Painting Al profile of fixed top panel in RAL or NCS*	per side, painting in the same colour as painted panel	included	per meter (circuit)
Painting of trackset (food industry approved, RAL 9016)	per m track set	50 €	per m track set
Painting of fixed top panel in RAL or NCS	per side	47 €	pc
Painting of fixed top panel in pearl RAL	per side	132 €	pc
Painting of fixed top panel in RAL 9007,9007	per side	53 €	pc
Painting of fixed top panel FVE in RAL nebo NCS	per side	38 €	pc
Painting the window frame – exterior side	per side	49 €	pc
Painting of air grates	per side	27 €	pc

*if the panel is painted, the top/bottom profiles are painted as well

ACCESSORIES

Shaft		Price	Unit
1" hollow shaft, galvanized with key way	max. W ≤ 4500 and max. H ≤ 4270	included	per meter (W)
1" massive shaft, galvanized with key way	at doors of W > 4500 or H > 4270	included	per meter (W)
	smaller doors	14 €	per meter (W)
1 1/4" massive shaft, galvanized with key way	doors W > 7000	included	per meter (W)
1 1/4" massive shaft, galvanized with key way	doors W < 7000	225 €	per meter (W)
Coupling at the shaft		Price	Unit
Fixed coupling 1"		included	pc
Adjustable coupling 1"		25 €	pc
Adjustable coupling 1"1/4"		29 €	pc
Operation		Price	Unit
Manual control, pull rope		included	pc
Manual control, chain hoist, ratio 1:4		115 €	pc
Extra chain for chain hoist with ratio 1:4		4 €	per meter
Pass door		Price	Unit
Pass door, incl. lock, door handle/door handle, all lift types (SL, LL, HL, VL)		935 €	pc
Extra-low treshold (18 mm); only for W ≤ 5000 mm		220 €	pc
Low treshold (80 mm); only for W ≤ 5000 mm		220 €	pc
Closer with sliding arm		included	pc
Fixed top panels		Price	Unit
Fixed top panel, max. W = 8000 mm	H ≤ 250 mm	79 €	per meter (W)
	250 < H < 620	94 €	per meter (W)
Fixed top FVE, max. W = 7000 mm	250 < H < 620	176 €	per meter (W)
Reinforcing struts		Price	Unit
Reinforcing struts 65 mm	W ≤ 6000	12 €	per meter (W)
	W > 6000	included	per meter (W)
Reinforcing struts 110 mm	W ≤ 6000	24 €	per meter (W)
	6000 < W ≤ 7000	12 €	per meter (W)
	W > 7000	included	per meter (W)
End caps - wide		Price	Unit
End caps - wide	W < 5000 mm	22 €	per section
	W ≥ 5000 mm	included	

ACCESSORIES

Cable pull set		Price	Unit
Cable pull set, SL		80 €	pc
Door track		Price	Unit
3" door track		85 €	per meter (H)
Cover for cable drums for LL-I		33€	pc
Preassembling		Price	Unit
Preassembled Optical Safety Edge		22 €	pc
Preassembled shaft	T-Door (HL-T, VL-T), LL-DT, LL-I	included	pc
	SL, HL, VL (max. 5000 x 5000 mm) max 20m ²	45 €	pc
Numbers		Price	Unit
Black numbers		35 €	pc
Packing		Price	Unit
Chipboard packaging (the door leaf is protected by chipboard on both the top and bottom sides)		included	pc
Side closed by chipboard (the door leaf is protected by chipboard on the top, bottom, and both longer sides)		119 €	pc
Packaging "container" (the door leaf and the guide are protected by chipboard on all sides)		255 €	pc
Certified packaging according to ISPM 15		35 €	pc
Others		Price	Unit
TOORS brand door		included	pc
Without TOORS brand ("NONAME")		included	pc
Full manual		12 €	pc
Changes in door specification after releasing to production		Price	Unit
Changes in door specification after releasing to production (no customized materials purchased)		100 € *	per position
Changes in door specification after releasing to production (customized materials already purchased)		100 € + material*	per position

STAINLESS STEEL COMPONENTS (€)

		Door track										
		SL*)	VL	HL 500	HL 1000	HL 1500	HL 2000	HL 2500	HL 3000	HL 3500	HL 4000	HL 4100
Height [mm]	6000	2564	3084	2617	2670	2724	2778	2832	2887	2941	2994	3048
	5500	2362	2827	2414	2466	2521	2575	2629	2684	2737	2791	2845
	5000	2135	2569	2210	2263	2318	2374	2426	2482	2534	2588	2642
	4500	1956	2315	2008	2060	2116	2171	2222	2278	2330	2386	
	4000	1751	2057	1804	1858	1913	1967	2020	2075	2128		
	3500	1548	1800	1601	1656	1710	1763	1817	1872			
	3000	1345	1542	1398	1453	1507	1560	1614				
	2500	1142	1286	1195	1250	1302	1357					
	2000	941	1028	992	1046	1099						

Stainless steel components		Price	Unit
End cap	W ≤ 5000 mm	26	per section
	W > 5000 mm	40	per section
Perforated diagonal		85	per 2 pc á 1500 mm
Spring bumper		75	pair
Bottom bracket 550, adjustable, cables inside, max. weight 320 kg		80	pair
Slide bolt 490		25	pc
Coupling of horizontal track		49	per meter of door (W)

Cables (stainless steel)		Price	Unit
LL-I, LL-DT	2 x H + 2,0 m	12	per m
SL	H + 1,0 m	12	per m
HL	H + HL + 2,0 m	12	per m
VL	2 x H + 2,0 m	12	per m
HL-T	H + (2 x HL) + 2,0 m	12	per m
VL-T	3 x H + 2,0 m	12	per m

Hardware - small parts (stainless steel)		Price	Unit
For one section	W ≤ 4000 mm	73	per section
For one section	W ≤ 5000 mm	83	per section
For one section	W ≤ 6000 mm	139	per section
For one section	W ≤ 7000 mm	149	per section

*) SL 420 only

203 Oval CLICK

69 €

T09-010-40-0001

- black smooth frame
- transparent double glazing, PMMA
- click system
- frame dimensions 663 x 343 mm
- glazing dimensions 580 x 265 mm



205 NG Rectangular CLICK

67 €

T09-010-40-0095

- black smooth frame
- transparent double glazing, PMMA
- click system
- frame dimensions 680 x 373 mm
- glazing dimensions 605 x 298 mm



207 Rectangular 2

91 €

T09-010-40-0087

- black smooth frame
- transparent double glazing, PMMA
- frame dimensions 609 x 146 mm
- glazing dimensions 540 x 85 mm




204 Rectangular 3

71 €

T09-010-40-0072

- White frame woodgrain
- Transparent double glazing, PMMA
- Frame dimensions 490 x 325 mm
- Glazing dimensions 430 x 260 mm



206 Rectangular 4

84 €

T09-010-40-0073

- White frame woodgrain
- Satin double glazing, PMMA
- Frame dimensions 490 x 325 mm
- Glazing dimensions 430 x 260 mm



208 Rectangular 5

71 €

T09-010-40-0088

- Brown frame woodgrain
- Transparent double glazing, PMMA
- Frame dimensions 490 x 325 mm
- Glazing dimensions 430 x 260 mm



210 Rectangular 7

70 €

T09-010-40-0074

- Black frame woodgrain
- Transparent double glazing, PMMA
- Frame dimensions 490 x 325 mm
- Glazing dimensions 430 x 260 mm



216 Rectangular 9 for 40 mm panels

80 €

T09-010-40-0053

- silver smooth frame
- transparent double glazing, PMMA
- frame dimensions 637 x 334 mm
- glazing dimensions 550 x 247 mm



216 Rectangular 9 for 80 mm panels

116 €

T09-010-40-0065

- silver smooth frame
- transparent tripple glazing, PMMA
- frame dimensions 637 x 334 mm
- glazing dimensions 550 x 247 mm



212 Rectangular 1 for 40 mm panels

69 €

T09-010-40-0051

- black smooth frame
- transparent double glazing, PMMA
- frame dimensions 637 x 334 mm
- glazing dimensions 550 x 247 mm



212 Rectangular 1 for 80 mm panels

90 €

T09-010-40-0064

- black smooth frame
- transparent triple glazing, PMMA
- frame dimensions 637 x 334 mm
- glazing dimensions 550 x 247 mm



211 Oval 1 for 40 mm panels

70 €

T09-010-40-0050

- black smooth frame
- transparent double glazing, PMMA
- frame dimensions 664 x 346 mm
- glazing dimensions 580 x 256 mm



211 Oval 1 for 80 mm panels

99 €

T09-010-40-0063

- black smooth frame
- transparent triple glazing, PMMA
- frame dimensions 664 x 346 mm
- glazing dimensions 580 x 256 mm



215 Round stainless steel

262 €

T09-010-40-0070

- stainless steel
- transparent single glazing, PMMA
- safety glass
- frame dimension \varnothing 330 mm
- glazing dimensions \varnothing 260 mm



217 Round

102 €

T09-010-40-0010

- black smooth frame
- transparent double glazing, PMMA
- frame dimension \varnothing 330 mm
- glazing dimensions \varnothing 260 mm



218 Rectangular stainless steel

233 €

T09-010-40-0071

- stainless steel
- transparent double glazing, SAN
- safety glass
- frame dimensions 230 x 230 mm
- glazing dimensions 150 x 150 mm



219 Rectangular stainless steel

341 €

T09-010-40-0069

- stainless steel
- transparent double glazing, SAN
- safety glass
- frame dimensions 310 x 310 mm
- glazing dimensions 230 x 230 mm



LOCKS, HANDLES AND CYLINDER OPTIONS

KL01 Handle/handle standard configuration

0 €



OUTSIDE:

- handle, shield

INSIDE:

- handle, shield

INNER ELEMENTS:

- mortise lock
- key cylinder + 3 pc key

KL02 Knob/handle

51 €



OUTSIDE:

- knob, shield

INSIDE:

- handle, shield

INNER ELEMENTS:

- mortise lock
- key cylinder + 3 pc key

Door can be opened only with key from outside (with handle from inside if not locked).

KL03 Handle/handle + key cylinder with button

29 €



OUTSIDE:

- handle, shield

INSIDE:

- handle, shield, button

INNER ELEMENTS:

- mortise lock
- key cylinder + 3 pc key

Door can be locked with button from inside (with key from outside).

KL04 Knob/handle + key cylinder with button

78 €



OUTSIDE:

- knob, shield

INSIDE:

- handle, shield, button

INNER ELEMENTS:

- mortise lock
- key cylinder + 3 pc key

Door can be opened only with key from outside (with handle from inside if not locked). Door can be locked with button from inside (with key from outside).

KL05 Panic lock handle/handle

165 €



OUTSIDE:

- handle, shield

INSIDE:

- handle, shield

INNER ELEMENTS:

- panic lock - function D
- key cylinder with free tooth + 3 pc key

Door can be opened with handle from inside anytime - even if lock is locked (with handle from outside if not locked).

KL06 Panic lock knob/handle

192 €



OUTSIDE:

- knob, shield

INSIDE:

- handle, shield

INNER ELEMENTS:

- panic lock - function E
- key cylinder with free tooth + 3 pc key

Door can be opened with handle from inside anytime - even if lock is locked.

LOCKS, HANDLES AND CYLINDER OPTIONS

KL13 Panic lock device handle/exit bar

250 €



OUTSIDE:

- handle, shield

INSIDE:

- exit bar (single-point-construction)

INNER ELEMENTS:

- panic lock - function D
- key cylinder with free tooth + 3 pc key

Door can be opened with exit bar from inside anytime - even if lock is locked (with handle from outside if not locked).

Low Lift: Clear opening if the door is open is H - 40 mm.

KL14 Panic lock device knob/exit bar

300 €



OUTSIDE:

- knob, shield

INSIDE:

- exit bar (single-point-construction)

INNER ELEMENTS:

- panic lock - function E
- key cylinder with free tooth + 3 pc key

Door can be opened with exit bar from inside anytime - even if lock is locked (with key from outside if not locked).

Low Lift: Clear opening if the door is open is H - 40 mm

Electric Lock Befo 2421

300 €

T09-040-65-0107

- suitable for Passdoor
- inc. Installation + wiring
- voltage 24V DC/AC



KL17 Panic lock handle/handle

563 €



OUTSIDE:

- handle, shield

INSIDE:

- handle, shield

INNER ELEMENTS:

- panic lock - function B
- key cylinder with free tooth + 3 pc key

When the key is turned from the outside, the deadbolt is pulled and the cylinder is unlocked and then the arrow is pulled and the lock is switched to the permanently open state. The door can then only be opened from the outside with the handle until the key is relocked.

KL18 Panic lock device handle/exit bar

710 €



OUTSIDE:

- handle, shield

INSIDE:

- exit bar (single-point-construction)

INNER ELEMENTS:

- panic lock - function B
- key cylinder with free tooth + 3 pc key

When the key is turned from the outside, the deadbolt is pulled and the cylinder is unlocked and then the arrow is pulled and the lock is switched to the permanently open state. The door can then only be opened from the outside with the handle until the key is relocked.

SLIDE BOLTS AND CYLINDER LOCKS

490 Slide bolt

9 €

T09-040-65-0095

- galvanized, with black plastic knob
- long stroke
- for aesthetic reasons not for FVE
- placing: left, right, left + right



491 Slide bolt

9 €

T09-040-65-0025

- galvanized
- for aesthetic reasons not for FVE
- placing: left, right, left + right




492B Cylinder lock

184 €

T09-040-65-0079

- black-plated
- double-sided up to $W = 2500$ mm; if $W > 2500$ mm extra long rods must be used (up to $W = 5000$ mm) or the lock is to be placed either left or right
- cannot be built into FVE
- only for SL
- placing: left, right, middle



492B Pendulum rod (pair)

20 €

T09-040-65-0083

- extra long lock rod for 492 B
- can be used on wider doors or for excentric positioning of the lock
- galvanized steel
- weight 0,5 kg/pc, $L = 2450$ mm/pc




493B Cylinder lock

171 €

T09-040-65-0081

- black-plated
- double-sided up to door width 2500 mm
- if door width > 2500 mm the lock can be placed only left or right
- cannot be built into FVE
- only for SL
- placing: left, right, middle



SLIDE BOLTS AND CYLINDER LOCKS

497B Cylinder lock

40 mm - 150 €
T09-040-65-0028

80 mm - 154 €
T09-040-65-0035

- black outside and inside
- flush-mounted knob outside
- placing: left, right, left + right
- for 40 and 80 mm panel



498 Cylinder lock

137 €
T09-040-65-0023

- black
- prolonged run
- placing: left, right, left + right
- not for LL-DT



495 Cylinder lock

118 €
T09-005-0062

- black-plated
- cannot be built into FVE sections
- only for SL, LL-DT, LL-I
- placing: left, right, left + right



460 Handgrip double-sided

12 €

T09-040-65-0009

- black, plastic
- Handgrip is to be inserted into hole that is cut in the panel section
- not for FVE
- placing: left, right, middle, left + right




463 Handgrip double-sided

20 €

T09-040-65-0106

- square, black, plastic
- built into panel
- Handgrip is to be inserted into hole that is cut in the panel section
- not for FVE
- placing: left, right, middle, left + right



466 Handgrip single - sided

3 €

T09-040-65-0088

- rounded, black, plastic
- To be installed on panel section
- 1st piece in basic price
- placing: left, right, middle



BOTTOM BRACKETS AND CABLE BREAK DEVICES

540 Bottom bracket

0 € (pair)
T09-040-20-0001

- aluminium, adjustable
- with open eye
- for 2" rails
- 11 mm roller shaft



622 Cable break device

63 € (pair)
T09-040-35-0005

- galvanized, adjustable
- with open eye
- for 2" rails
- 11 mm roller shaft
- max. door weight 750 kg



625 Cable break device

280 € (pair)
T09-040-35-0006

- galvanized, non-adjustable
- for 3" rails
- 11 mm roller shaft
- max. door weight 750 kg



626 Cable break security device with cover

56 € (pair)
T09-040-35-0031

- Cannot be used for doors with low headroom track (LL-DT, LL-I) and for doors where the cables are led outside (HL-L, VL-L with shaft 1000 mm above the lintel) and for doors with stainless steel rails.
- max. door weight 450 kg



Burglar proof

57 € (pair)
T09-040-35-0030

- For the cable-break device 622, 623

10 € (pair)
T09-040-35-0032

- For the cable-break device 626

The burglar proof is functional only for electrically operated door controlled with shaft drive



DRIVES GfA











Product Code	T09-050-11-0009	T09-050-11-0010	T09-050-11-0011	T09-050-11-0012	T09-050-11-0013	T09-050-11-0015	T09-050-11-0016	T09-050-11-0032	T09-050-11-0019	T09-050-11-0020	T09-050-11-0034
Type	SE 5.24-25,4SK DES; IP65	SE 9.24-25,4SK DES; IP65	SE 9.20-25,4SK DES; IP65	SE 14.15-25,4SK DES; IP65	SE 14.15-31,75SK DES; IP65	SE 9.24-25,4ER DES; IP65	SE 5.24-25,4WS SK DES; IP65	SE 8.60-25,4 FU SK DES; IP65	SE 9.24-25,4WS SK DES; IP65	SE 14.80-25,4 FI SK DES; IP65	SE 14.100-31,75 FI SK DES; IP65
Output Torque	50 Nm	90 Nm	90 Nm	140 Nm	140 Nm	90 Nm	50 Nm	80 Nm	90 Nm	140 Nm	140 Nm
Turns per Minute	24 min ⁻¹	24 min ⁻¹	20 min ⁻¹	15 min ⁻¹	15 min ⁻¹	24 min ⁻¹	24 min ⁻¹	60 min ⁻¹	24 min ⁻¹	80 min ⁻¹	100 min ⁻¹
Supply Voltage	3~400 V	3~400 V	3~400 V	3~400 V	3~400 V	3~400 V	1~230 V	3~400 V, 1~230 V	1~230 V	1~230 V / 3~400 V	1~230 V / 3~400 V
End Limit Switches	digital	digital	digital	digital	digital	digital	digital	digital	digital	digital	digital
Emergency Operation	chain	chain	chain	chain	chain	de-clutching	chain	chain	chain	chain	chain
Chain Length	2 (4 m)	2 (4 m)	2 (4 m)	2 (4 m)	2 (4 m)	x	2 (4 m)	0,5 (1 m)	2 (4 m)	2 (4 m)	2 (4 m)
Shaft Diameter	1"	1"	1"	1"	1 1/4"	1"	1"	1"	1"	1"	1 1/4"
Door Leaf Maximum	≤ 15 m ²	≤ 25 m ²	≤ 30 m ²	up to the max. door area of the TOORS Indy	up to the max. door area of the TOORS Indy	≤ 25 m ²	≤ 15 m ²	≤ 20 m ²	≤ 25 m ²	up to the max. door area of the TOORS Indy	up to the max. door area of the TOORS Indy
Unit	pc	pc	pc	pc	pc	pc	pc	pc	pc	ks	ks
Max. number of cycles/hour*	6	10	10	8	8	10	6	18	10	20	20
Gross Price	537 €	627 €	732 €	837 €	965 €	790 €	615 €	1 182 €	738 €	2 321 €	2 399 €

* The parameter ED is replaced by max. number of cycles/hr. At a temperature of 40°C to 60°C the number of cycles needs to be reduced to 1/2.

CONTROL UNITS, CONNECTION CABLES GfA

								
Product Code	T09-050-15-0006	T09-050-15-0007	T09-050-15-0010	T09-050-15-0008	T09-050-15-0009	T09-050-15-0011	T09-050-15-0005	T09-050-15-0012
Type	TS 970	TS 970	TS 970	TS 971	TS 971	TS 971	TS 981	TS 981
Description	with CEE-5 pole power plug; 0,7 m; 3 N~400 V; IP54; 1 relays	with CEE-3 pole power plug; 0,7 m; 1 N~230 V; IP54; 1 relays	without CEE; 1 N~230 V/3 N~400 V; IP65; 1 relays	with CEE-5 pole power plug; 0,7 m; 3 N~400 V; IP54; 2 relays; built in receiver 433MHz	with CEE-3 pole power plug; 0,7 m; 1 N~230 V; IP54; 2 relays; built in receiver 433MHz	without CEE; 1 N~230 V/3 N~400 V; IP65; 2 relays; built in receiver 433MHz	with CEE-5 pole power plug; 0,7 m; 3 N~400 V; IP54; 2 relays; controls for traffic lights	without CEE 3 N~400 V; IP65; 2 relays; controls for traffic lights
Unit	pc	pc	pc	pc	pc	pc	pc	pc
Gross Price	359 €	359 €	359 €	476 €	476 €	476 €	889 €	889 €







								
Product Code	T09-050-20-0108	T09-050-20-0109	T09-050-20-0111	T09-050-20-0112	T09-050-20-0113	T09-050-20-0114	T09-050-80-0035	T09-050-80-0036
Type	Connection cable 3 m	Connection cable 5 m	Connection cable 9 m	Connection cable 11 m	Connection cable 13 m	Connection cable 15 m	Control box with connection set 3 N~4 00	Control box with connection set 1 N~230 V
Description	plugs for electronic limit switches; 3 m	plugs for electronic limit switches; 5 m	plugs for electronic limit switches; 9 m	plugs for electronic limit switches; 11 m	plugs for electronic limit switches; 13 m	plugs for electronic limit switches; 15 m	assembling kit; complete; not for TS 981	assembling kit; complete; not for TS 981
Unit	pc	pc	pc	pc	pc	pc	pc	pc
Gross Price	51 €	51 €	67 €	75 €	103 €	103 €	141 €	141 €

SAFETY ELEMENTS, ACCESSORIES GfA









								
Product Code	T09-050-80-0026	T09-050-80-0025	T09-050-80-0037	T09-005-0258	T09-040-35-0007	T09-040-35-0043	T09-040-35-0011	T09-040-35-0042
Type	Key switch	Emergency stop	Toggle switch for intermediate stop setting	Cable break switch	Cable break switch	Cable break switch	Cable break switch	Cable break switch
Description	assembling kit; in small cover	assembling kit; in small cover	assembling kit; in small cover	microswitch for 626; cable length 10,5 m	for 622, 623; cable length 0,5 m	for 622, 623; cable length 6,5 m	cylindrical switch (for AI bottom bracket) cable length 0,5 m	cylindrical switch (for AI bottom bracket) cable length 6,5 m
Unit	pc	pc	pc	pair	pc	pc	pc	pc
Gross Price	48 €	61 €	71 €	65 €	22 €	30 €	22 €	30 €
								
Product Code	T09-040-35-0037	T09-050-30-0003	T09-050-20-0115	T09-050-80-0038	T09-050-80-0039	T09-005-0077	T09-005-0078	T09-005-0079
Type	Cable break switch	Spiral cable 1000 / 350 - 900	Connection box	Connection box	Connection box	OSE - Set	OSE - Set	OSE - Set
Description	for 3" cable break device; cable length 10,5 m	4-core cable with connection box and plugs for doors H<=4500	with spiral cable (on the opposite side)	with wireless signal transmission; for TS 971	for the system with two boxes with wireless transmission to control board	receiver 0,5 m + transmitter 0,5 m; plugable in box with spiral cable	receiver 0,5 m + transmitter 6,5 m; plugable in box with spiral cable	receiver 0,5 m + transmitter 10,5 m; plugable in box with spiral cable
Unit	pair	pc	pc	pc	pc	pc	pc	pc
Gross Price	41 €	92 €	25 €	91 €	32 €	53 €	53 €	53 €









SAFETY ELEMENTS, ACCESSORIES GfA

								
Product Code	T09-005-0080	T09-005-0081	T09-005-0082	T09-050-60-0118	T09-050-60-0119	T09-050-20-0116	T09-050-20-0117	T09-050-20-0118
Type	OSE - Set	OSE - Set	OSE - Set	External reflex photocell	Safety light curtain	Connection cable	Connection cable	Connection cable
Description	receiver 0,5 m + transmitter 0,5 m; plugable in box with wireless transmission (WSD)	receiver 0,5 m + transmitter 6,5 m; plugable in box with wireless transmission (WSD)	receiver 0,5 m + transmitter 10,5 m; plugable in box with wireless transmission (WSD)	Operating range up to 12 m; case; 15 V-36 V AC/DC; IP65	light beam range 1-12 m; height of protected space up to 2500 mm; electronics in epoxy resin; IP67	between the connection boxes; length 4,5 m	between the connection boxes; length 6,5 m	between the connection boxes; length 8,5 m
Unit	pc	pc	pc	pc	pc	pc	pc	pc
Gross Price	106 €	109 €	113 €	138 €	535 €	19 €	19 €	19 €









						
Product Code	T09-050-13-0066	T09-050-13-0067	T09-050-80-0051	T09-050-80-0023	T09-050-80-0024	T09-050-40-0018
Type	Remote control	Remote control receiver	External tripple button switch box	Rope prolongation at emergency release	Rope prolongation at emergency release	Pneumatic edge
Description	4 channel, 433 MHz	3 channel, 433 MHz	lockable; cable lenght 6 m	2 x 4 m	2 x 10 m	with spiralcable and connection box
Unit	pc	pc	pc	pc	pc	pc
Gross Price	30 €	59 €	93 €	9 €	12 €	170 €

SAFETY ELEMENTS, ACCESSORIES GfA

								
Product Code	T09-050-80-0018	T09-050-80-0019	T09-050-80-0020	T09-050-80-0021	T09-050-80-0022	T09-005-0031	T09-050-80-0199	T09-050-80-0200
Type	Kit for chain extension	Kit for chain extension	Kit for chain extension	Kit for chain extension	Kit for chain extension	Switch for slide bolt	Chain transmission kit	Chain transmission kit
Description	ext. by 1 m; length of chain 2 m	ext. by 2 m; length of chain 4 m	ext. by 3 m; length of chain 6 m	ext. by 4 m; length of chain 8 m	ext. by 5 m; length of chain 10 m	Al console; plastic bushings; max. switching frequency 3600 cycles/h; operating temp. -25° ... 70°C; IP65	motor located outside shaft; shaft 1"	motor located outside shaft; shaft 1 1/4"
Unit	pc	pc	pc	pc	pc	pc	pc	pc
Gross Price	10 €	18 €	27 €	35 €	39 €	34 €	383 €	423 €




								
Product Code	T39-054-40-0021	T39-054-70-0070	T39-054-70-0071	T39-054-70-0077	T09-005-0015	T09-050-80-0196	T39-054-70-0081	T39-054-70-0085
Type	Pull cord contact	Pull switch chain	Pull switch holder	Pull switch swivel ring	Pull switch console	Control unit protection shield	Induction detector	Induction loop detector
Description	in durable light-weight alloy case; 1x link, 1x unlink contact; IP67	red and white; plastic; 3 m	fixing holes predrilled	—	on wall; rotating; galvanized iron; 3 m	stainless metal sheet; only for TS 981	single-channel	double-channel; for ind. loop located on both door sides (in – out)
Unit	pc	m	pc	pc	pc	pc	pc	pc
Gross Price	78 €	3 €	10 €	4 €	357 €	60 €	636 €	970 €

SAFETY ELEMENTS, ACCESSORIES GfA

								
Product Code	T39-054-70-0082	T39-054-70-0083	T09-050-80-0197	T09-050-80-0198	T09-050-80-0202	T09-050-40-0009	T09-050-40-0010	T09-050-40-0011
Type	Induction loop 6 m + cable 10 m	Induction loop 10 m + cable 10 m	UPS battery back-up	UPS battery back-up	UPS battery back-up	Traffic light	Traffic light	Traffic light
Description	—	—	for SE 5.24-25,4WS SK DES	for SE 9.24-25,4WS SK DES	For SE 14.80-25,4FI SK DES	red LED light; case; 230 V, 40 W; IP65	green LED light; case; 230 V, 40 W; IP65	red +green LED light; case; 230 V, 40 W; IP65
Unit	pc	pc	pc	pc	pc	pc	pc	pc
Gross Price	61 €	68 €	2 028 €	2 141 €	3 422 €	171 €	171 €	297 €






				
Product Code	T39-054-70-0079	T39-054-70-0078	T39-054-40-0022	T09-050-30-0140
Type	Microwave radar	Remote control	LED Beacon	Spiral cable 2500/350-900
Description	Radar motion detector; detection of objects	For microwave radar	with interrupter; 12-24V; 230 V; integrated aerial; IP54	4-core cable with connection box and plugs for doors H>=4501
Unit	pc	pc	pc	pc
Gross Price	232 €	316 €	46 €	103 €







DRIVES AND ACCESSORIES CUBE

						
Product Code	T09-050-13-0031	T09-050-13-0032	T09-050-13-0021	T09-050-13-0016	T09-050-13-0017	T09-050-13-0018
Type	CUBE 50	CUBE 70	Control unit	Connection cable	Connection cable	Connection cable
Description	Motor head incl. emergency chain (5m). Max. doorleaf area 12m ² 400V (230V), IP54	Motor head incl. emergency chain (5m). Max. doorleaf area 20m ² 400V (230V), IP54	Electronic end switch, DES	Between motor and control unit, 6m	Between motor and control unit, 8m	Between motor and control unit, 10m
Unit	Pc	Pc	Pc	Pc	Pc	Pc
Gross Price	372 €	440 €	225 €	28 €	35 €	46 €

							
Product Code	T09-050-13-0006	T09-050-13-0007	T09-050-13-0008	T09-050-13-0009	T09-050-13-0029	T09-050-13-0020	T09-005-0070
Type	Power cable extension	Power cable extension	Power cable extension	Power cable extension	Plug	Plug 230V	Back up power supply (UPS)
Description	3,5m	5m	6m	8m	Plug CEE 3~400V + Plug Uni-Schuko 1~230V Including cable 150mm	Including cable 1500mm	24V backup battery with cable (1m) for connection to the operator
Unit	Pc	Pc	Pc	Pc	Pc	Pc	Pc
Gross Price	30 €	39 €	46 €	56 €	0 €	39 €	166 €

ACCESSORIES CUBE

								
Product Code	T09-050-13-0027	T09-050-13-0026	T09-050-13-0056	T09-050-80-0045	T09-050-13-0019	T09-050-13-0010	T09-050-13-0014	T09-050-13-0014
Type	Spiral cable	Connection box	Connection box	Three-button switch	Chain	Chain link	Emergency stop	External emergency stop
Description	4 wire including bracket and grommet	With hole for spiral cable	Without hole for spiral cable	-	For chain extension	-	Buildable into the control box	Inkl. 3,5m cable
Unit	Pc	Pc	Pc	Pc	m	Pc	Pc	Pc
Gross Price	52 €	19 €	21 €	37 €	3 €	2 €	42 €	42 €

						
Product Code	T09-050-14-0007	T09-050-13-0025	T09-050-60-0118	T09-050-60-0119	T09-050-13-0004	T09-050-13-005
Type	Warning light	OSE - Set	External reflex photocell	Light curtain	Remote control	Remote control receiver
Description	12-24V AV/DC	Receiver 1m Transmitter 6m	Operating range up to 12 m; case; 10 V-40 V AC/DC; IP65	Light beam range 1-12 m; height of protected space up to 2500 mm; electronics in epoxy resin; IP67	Four channel, 868 MHz	Three channel, 868 MHz
Unit	Pc	Pc	Pc	Pc	Pc	Pc
Gross Price	39 €	38 €	138 €	444 €	30 €	30 €