



TOORS Mandoor NG a 2LD

MANDOOR NEW GENERATION AND DOUBLE LEAF DOOR



PRICELIST

GENERAL

Price List includes gross prices.

Price list applies to frame dimensions, which are order dimensions.

We always look at the door from the inside.

Prices to be applied to a complete door order. Spare part prices can be obtained from the web catalogue on <http://aftersales.toors.cz>

DOOR LEAF

- 60mm aluminum profile with thermal break and full double seal (20mm high aluminum threshold with thermal break) or 45mm aluminum profile without thermal break and full double seal (12mm high aluminum threshold)
- 40mm sandwich panels made from both-side-galvanized steel sheets filled with polyurethane foam
- panel designs according actual panel offer
- aluminum anodized profiles
- frame and floor locking for second leaf
- brush sealing
- door stop for open-leaf-position

FRAME

- aluminum profile 60mm or 45mm

OTHER

- anchoring material not included

OPTIONS

- windows
- full vision aluminium sections - FVE
- handles and handgrips according to actual offer
- painting

IN STANDARD CONFIGURATION INCLUDED:

- lock
- key cylinder
- handle/handle
- set of aluminium profiles for installation
- given prices are valid for doors assembled of panels with standard colours

WITHOUT THERMAL BREAK

| | | Width [mm] | | |
|-------------|-------|------------|-------|-------|
| | | 1 000 | 1 200 | 1 500 |
| Height [mm] | 2 500 | 1153 | 1232 | 1361 |
| | 2 250 | 1088 | 1165 | 1285 |
| | 2 125 | 1058 | 1130 | 1248 |

- Fixed top part for Mandoor NG: 266 € / m²
- Installation behind the opening: 108 €
- Threshold-less solution: 79 €

WITH THERMAL BREAK

| | | Width [mm] | | |
|-------------|-------|------------|-------|-------|
| | | 1 000 | 1 200 | 1 500 |
| Height [mm] | 2 500 | 1647 | 1759 | 1944 |
| | 2 250 | 1554 | 1665 | 1835 |
| | 2 125 | 1511 | 1613 | 1783 |

- Fixed top part for Mandoor NG: 295 € / m²
- Threshold-less solution: 79 €

DOUBLE LEAF DOOR WITHOUT THERMAL BREAK (€)

| | | Width [mm] | | | | | |
|-------------|-------|------------|-------|-------|-------|-------|-------|
| | | 1 750 | 2 000 | 2 250 | 2 500 | 2 750 | 3 000 |
| Height [mm] | 3 000 | 2308 | 2387 | 2485 | 2585 | 2682 | 2780 |
| | 2 750 | 2203 | 2282 | 2377 | 2474 | 2565 | 2656 |
| | 2 500 | 2076 | 2152 | 2242 | 2334 | 2421 | 2508 |
| | 2 250 | 1918 | 2000 | 2090 | 2180 | 2269 | 2355 |
| | 2 150 | 1862 | 1943 | 2033 | 2120 | 2206 | 2290 |


- Installation behind the opening: 108 €
- Threshold-less solution: 156 €

DOUBLE LEAF DOOR WITH THERMAL BREAK (€)

| | | Width [mm] | | | | | |
|-------------|-------|------------|-------|-------|-------|-------|-------|
| | | 1 750 | 2 000 | 2 250 | 2 500 | 2 750 | 3 000 |
| Height [mm] | 3 000 | 3078 | 3181 | 3313 | 3448 | 3577 | 3706 |
| | 2 750 | 2936 | 3041 | 3167 | 3297 | 3420 | 3541 |
| | 2 500 | 2766 | 2869 | 2991 | 3112 | 3228 | 3343 |
| | 2 250 | 2557 | 2665 | 2785 | 2907 | 3026 | 3140 |
| | 2 150 | 2482 | 2590 | 2710 | 2827 | 2941 | 3053 |

- Threshold-less solution: 156 €

VARIOUS GLAZING OF FVE^{*)} SECTIONS



SIMPLE GLAZING

Material: PMMA, polycarbonate
Glazing design: transparent, satin, opal

DOUBLE GLAZING

Material: PMMA, polycarbonate
Glazing design: transparent, satin, opal


INSULATED ALUMINIUM FILLINGS

Material: aluminium, polystyrene
Design: stucco/stucco


VENTILATION FILLINGS

Material: natural aluminium
Design: mesh 16/8, 22/12, 10/10

Expanded mesh options



air permeability 56%



air permeability 67%

Perforated plate




air permeability 51%

Coloured pane options

| | |
|---|---------------|
| f | frosted satin |
| w | R-structure |
| m | milk (opal) |
| s | smoked glass |

FVE WITH THERMAL BREAK



FVE WITHOUT THERMAL BREAK



*) FVE - aluminum glass section

SURCHARGES FOR VARIOUS GLAZING OF FVE^{*)} SECTIONS (€)

WITHOUT THERMAL BREAK

| Code No.: | Description of glazing: Width [mm]: | MD NG | 2LD |
|------------|--|------------|------------|
| 220 | Single wall PMMA: 1 × 2,5 mm PMMA | 101 | 200 |
| 230 | Single wall polycarbonate: 1 × 3,0 mm polycarbonate | 159 | 318 |
| 240 | Single wall - tempered glass: 1 × 4,0 mm tempered glass | 135 | 267 |
| 250 | Double wall PMMA, 2 × 2,5 mm PMMA | 118 | 235 |
| 251 | Double wall PMMA abrasion resistant: 2 × 2,5 mm PMMA - 1× ANTI SCRATCH | 152 | 303 |
| 252 | Double wall PMMA abrasion resistant: 2 × 2,5 mm PMMA - 2× ANTI SCRATCH | 178 | 355 |
| 250.C | Double wall PMMA with coloured panes: 2 × 2,5 mm PMMA | 160 | 319 |
| 260 | Double wall polycarbonate: 2 × 3,0 mm polycarbonate | 194 | 388 |
| 270 | Insulated aluminium stucco fillings: 2 × 0,6 mm aluminium stucco sheet + 20 mm polystyrene | 145 | 289 |
| 280 | Expanded mesh: natural aluminium mesh - 16/8 | 110 | 220 |
| 281 | Expanded mesh: natural aluminium mesh - 22/12 | 110 | 220 |
| 282 | Perforated plate (10x10mm, bond 4mm) | 126 | 252 |

WITH THERMAL BREAK

| Code No.: | Description of glazing: Width [mm]: | MD NG | 2LD |
|------------|--|------------|------------|
| 250 | Double wall PMMA, 2 × 2,5 mm PMMA | 202 | 404 |
| 251 | Double wall PMMA abrasion resistant: 2 × 2,5 mm PMMA - 1× ANTI SCRATCH | 237 | 474 |
| 252 | Double wall PMMA abrasion resistant: 2 × 2,5 mm PMMA - 2× ANTI SCRATCH | 277 | 555 |
| 250.C | Double wall PMMA with coloured panes: 2 × 2,5 mm PMMA | 250 | 500 |
| 260 | Double wall polycarbonate: 2 × 3,0 mm polycarbonate | 303 | 607 |
| 270 | Insulated aluminium stucco fillings: 2 × 0,6 mm aluminium stucco sheet + 20 mm polystyrene | 227 | 452 |

*) FVE - aluminum glass section

ACCESSORIES (€)

| Specificacion | MD NG | 2 LD | Unit |
|---|-------|-------|----------------|
| Painting of panels in RAL or NCS colour / 1side or 2 sides in the same colour | 34 | 34 | m ² |
| Painting of panels in RAL or NCS colour / 2 sides (inside and outside in a different colour) | 68 | 68 | m ² |
| Painting of panels in pearl RAL/ 1side or 2 sides in the same colour | 97 | 97 | m ² |
| Painting of panels in pearl RAL / 2 sides (inside and outside in a different colour) | 194 | 194 | m ² |
| Painting of panels in RAL 9006, 9007 / 1side or 2 sides in the same colour | 38 | 38 | m ² |
| Painting of panels in RAL 9006, 9007 / 2 sides (inside and outside in a different colour) | 76 | 76 | m ² |
| Painting of panels in fine or coarse sand structure / 1side or 2 sides in the same colour | 38 | 38 | m ² |
| Painting of panels in ine or coarse sand structure /2 sides (inside and outside in a different colour) | 76 | 76 | m ² |
| Painting of frame and door profiles in RAL or NCS colour / 1side or 2 sides in the same colour | 110 | 220 | set |
| Painting of frame and door profiles in RAL or NCS colour / 2 sides (inside and outside in a different colour) | 220 | 440 | set |
| Painting of frame and door profiles in pearl RAL / 1side or 2 sides in the same colour | 314 | 627 | set |
| Painting of frame and door profiles in pearl RAL / 2 sides (inside and outside in a different colour) | 628 | 1 254 | set |
| Painting of frame and door profiles in RAL 9006,9007 / 1side or 2 sides in the same colour | 129 | 259 | set |
| Painting of frame and door profiles in RAL 9006,9007 / 2 sides (inside and outside in a different colour) | 258 | 518 | set |
| Painting of frame and door profiles in fine or coarse sand structure / 1side or 2 sides in the same colour | 129 | 259 | m ² |
| Painting of frame and door profiles in fine or coarse sand structure / 2 sides (inside and outside in a different colour) | 258 | 518 | m ² |
| Painting of hinges | 18 | 36 | set |
| Painting of glazing bars | 8 | 17 | set |
| FVE painting of glazing bars | 9 | 9 | per meter (W) |
| FVE RAL or NCS painting/1side or 2 sides in the same colour | 29 | 58 | pc/FVE |
| FVE RAL or NCS painting/2 sides (inside and outside in a different colour) | 58 | 116 | pc/FVE |
| FVE Stucco painting in RAL or NCS colour | 32 | 32 | m ² |
| Ventilation fillings painting | 61 | 61 | pc |
| Painting of air grates | 27 | 27 | pc |
| Painting of window frames per side | 49 | 49 | side |
| Painting of fixed top part / 1side or 2 sides in the same colour | 64 | 64 | pc |
| Painting of fixed top part / 2 sides (inside and outside in a different colour) | 128 | 128 | pc |

ACCESSORIES (€)

| | | | |
|--|-----------------|------------------|----------------|
| Panel | MD NG | 2 LD | Unit |
| Panel 540 RAL 7021/9002 | 7 | 7 | m ² |
| Air grates | MD NG | 2 LD | Unit |
| Plastic air grate, can be closed (black/white; white/white) | 33 | 33 | pc |
| Door leaf lock | MD NG | 2 LD | Unit |
| Hidden centre catch with rods (over 2250 mm) | - | 86 | pc |
| Hidden centre catch with rods (to 2250 mm) | - | 0* | pc |
| Changes in door specification after releasing to production | MD NG | 2 LD | Unit |
| Changes in door specification after releasing to production (no customized materials purchased) | 100** | 100** | per position |
| Changes in door specification after releasing to production (customized materials already purchased) | 100 + material* | 100 + material** | per position |

* included in the price

**net price

203 Oval CLICK

69 €

T09-010-40-0001

- black smooth frame
- transparent double glazing, PMMA
- click system
- frame dimensions 663 x 343 mm
- glazing dimensions 580 x 265 mm



205 NG Rectangular CLICK

67 €

T09-010-40-0095

- black smooth frame
- transparent double glazing, PMMA
- click system
- frame dimensions 680 x 373 mm
- glazing dimensions 605 x 298 mm



207 Rectangular 2

91 €

T09-010-40-0087

- black smooth frame
- transparent double glazing, PMMA
- frame dimensions 609 x 146 mm
- glazing dimensions 540 x 85 mm




204 Rectangular 3

71 €

T09-010-40-0072

- white frame woodgrain
- transparent double glazing, PMMA
- frame dimensions 490 x 325 mm
- glazing dimensions 430 x 260 mm




206 Rectangular 4

84 €

T09-010-40-0073

- white frame woodgrain
- satin double glazing, PMMA
- frame dimensions 490 x 325 mm
- glazing dimensions 430 x 260 mm



208 Rectangular 5

71 €

T09-010-40-0088

- brown frame woodgrain
- transparent double glazing, PMMA
- frame dimensions 490 x 325 mm
- glazing dimensions 430 x 260 mm



210 Rectangular 7

70 €

T09-010-40-0074

- black frame woodgrain
- transparent double glazing, PMMA
- frame dimensions 490 x 325 mm
- glazing dimensions 430 x 260 mm



216 Rectangular 9

80 €

T09-010-40-0053

- silver smooth frame
- transparent double glazing, PMMA
- frame dimensions 637 x 334 mm
- glazing dimensions 550 x 247 mm



218 Rectangular stainless steel

233 €

T09-010-40-0071

- stainless steel
- transparent double glazing, SAN
- safety glass
- frame dimensions 230 x 230 mm
- glazing dimensions 150 x 150 mm



215 Round stainless steel

262 €

T09-010-40-0070

- stainless steel
- transparent single glazing, PMMA
- safety glass
- frame dimension \varnothing 330 mm
- glazing dimensions \varnothing 260 mm



217 Round

102 €

T09-010-40-0010

- black smooth frame
- transparent double glazing, PMMA
- frame dimension \varnothing 330 mm
- glazing dimensions \varnothing 260 mm



219 Rectangular stainless steel

341 €

T09-010-40-0069

- stainless steel
- transparent double glazing, SAN
- safety glass
- frame dimensions 310 x 310 mm
- glazing dimensions 230 x 230 mm



LOCKS, HANDLES AND CYLINDER OPTIONS

MDKL01 Handle/handle standard configuration

0 €

OUTSIDE:

- handle, shield

INSIDE:

- handle, shield

INNER ELEMENTS:

- mortise lock
- key cylinder + 3 pc key



MDKL02 Handgrip/handle

18 €

OUTSIDE:

- handgrip, shield

INSIDE:

- handle, shield

INNER ELEMENTS:

- mortise lock
- key cylinder + 3 pc key



MDKL05 Panic lock handle/handle

239 €

OUTSIDE:

- handle, shield

INSIDE:

- handle, shield

INNER ELEMENTS:

- panic lock - funkcion D
- key cylinder + 3 pc key



Door can be opened only with key from outside (with handle from inside if not locked).

Door can be opened with handle from inside anytime - even if lock is locked (with handle from outside if not locked).

MDKL06 Panic lock handgrip/handle

268 €

OUTSIDE:

- handgrip, shield

INSIDE:

- handle, shield

INNER ELEMENTS:

- panic lock - funkcion E
- key cylinder + 3 pc key



MDKL13 Panic lock handle/panic exit bar

623 €

OUTSIDE:

- handle, shield

INSIDE:

- panic exit bar, shield

INNER ELEMENTS:

- panic lock - funkcion D
- key cylinder + 3 pc key



Door can be opened with exit bar from inside anytime - even if lock is locked and with handle from outside if not locked.

MDKL14 Panic lock handgrip/panic exit bar

641 €

OUTSIDE:

- handgrip, shield

INSIDE:

- panic exit bar, shield

INNER ELEMENTS:

- panic lock - funkcion E
- key cylinder + 3 pc key



Door can be opened with exit bar from inside anytime - even if lock is locked and from outside opened only with key.

Door can be opened only with key from outside (with handle from inside if not locked).

LOCKS, HANDLES AND CYLINDER OPTIONS

MDKL17 Panic lock handle/handle

239 €

OUTSIDE:

- handle, shield

INSIDE:

- handle, shield

INNER ELEMENTS:

- panic lock - funkcjon B
- key cylinder + 3 pc key



MDKL18 Panic lock handle/panic exit bar

623 €

OUTSIDE:

- handle, shield

INSIDE:

- panic exit bar, shield

INNER ELEMENTS:

- panic lock - funkcjon B
- key cylinder + 3 pc key



When the key is turned from the outside, the deadbolt is pulled and the cylinder is unlocked and then the arrow is pulled and the lock is switched to the permanently open state. The door can then only be opened from the outside with the handle until the key is relocked.

When the key is turned from the outside, the deadbolt is pulled and the cylinder is unlocked and then the arrow is pulled and the lock is switched to the permanently open state. The door can then only be opened from the outside with the handle until the key is relocked.

LOCKS, HANDLES AND CYLINDER OPTIONS

MDKL15 Handle/handle 3-point lock

334 €

OUTSIDE:

- handle, shield

INSIDE:

- handle, shield

INNER ELEMENTS:

- 3-point lock
- key cylinder + 3 pc key



- Minimum outside frame height when mounting in the opening is 2050mm
- Minimum outside frame height when mounting behind the opening is 2070mm

MDKL16 Handgrip/handle 3-point lock

352 €

OUTSIDE:

- knob, shield

INSIDE:

- handle, shield

INNER ELEMENTS:

- 3-point lock
- key cylinder + 3 pc key



- Minimum outside frame height when mounting in the opening is 2050mm
- Minimum outside frame height when mounting behind the opening is 2070mm
- Door can be opened only with key from outside (with handle from inside if not locked).

Electric Lock

209 €

T09-060-10-0050

- inc. Installation + wiring
- 10-24V AC/DC



Door closer

101 €
T09-040-65-0033



Tipping stopper 400mm

MD NG 18 € - 1pc
2LD 36 € - 2pc
T09-040-65-0020



Sliding stopper 180mm

MD NG 13 € - 1pc
2LD 26 € - 2pc
T09-040-90-0006

