



# TOORS Mandoor NG a 2LD

MANDOOR NEW GENERATION AND DOUBLE LEAF DOOR



## PRICELIST

### GENERAL

Price List includes gross prices.

Price list applies to frame dimensions, which are order dimensions.

We always look at the door from the inside.

Prices to be applied to a complete door order. Spare part prices can be obtained from the web catalogue on <http://aftersales.toors.cz>

### DOOR LEAF

- 60mm aluminum profile with thermal break and full double seal (20mm high aluminum threshold with thermal break) or 45mm aluminum profile without thermal break and full double seal (12mm high aluminum threshold)
- 40mm sandwich panels made from both-side-galvanized steel sheets filled with polyurethane foam
- panel designs according actual panel offer
- aluminum anodized profiles
- frame and floor locking for second leaf
- brush sealing
- door stop for open-leaf-position

### FRAME

- aluminum profile 60mm or 45mm

### OTHER

- anchoring material not included

### OPTIONS

- windows
- full vision aluminium sections - FVE
- handles and handgrips according to actual offer
- painting

### IN STANDARD CONFIGURATION INCLUDED:

- lock
- key cylinder
- handle/handle
- set of aluminium profiles for installation
- given prices are valid for doors assembled of panels with standard colours

## WITHOUT THERMAL BREAK

		Width [mm]		
		1 000	1 200	1 500
Height [mm]	2 500	1 073	1 146	1 266
	2 250	1 012	1 084	1 195
	2 125	984	1 051	1 161

- Fixed top part for Mandoor NG: 247 €/ m<sup>2</sup>
- Installation behind the opening: 100 €
- Threshold-less solution: 73 €

## WITH THERMAL BREAK

		Width [mm]		
		1 000	1 200	1 500
Height [mm]	2 500	1 532	1 636	1 808
	2 250	1 446	1 549	1 707
	2 125	1 406	1 500	1 659

- Fixed top part for Mandoor NG: 274 €/ m<sup>2</sup>
- Threshold-less solution: 73 €

## DOUBLE LEAF DOOR WITHOUT THERMAL BREAK (€)

		Width [mm]					
		1 750	2 000	2 250	2 500	2 750	3 000
Height [mm]	3 000	2 147	2 220	2 312	2 405	2 495	2 586
	2 750	2 049	2 123	2 211	2 301	2 386	2 471
	2 500	1 931	2 002	2 086	2 171	2 252	2 333
	2 250	1 784	1 860	1 944	2 028	2 111	2 191
	2 150	1 732	1 807	1 891	1 972	2 052	2 130

- Installation behind the opening: 100 €
- Threshold-less solution: 145 €

## DOUBLE LEAF DOOR WITH THERMAL BREAK (€)

		Width [mm]					
		1 750	2 000	2 250	2 500	2 750	3 000
Height [mm]	3 000	2 863	2 959	3 082	3 207	3 327	3 447
	2 750	2 731	2 829	2 946	3 067	3 181	3 294
	2 500	2 573	2 669	2 782	2 895	3 003	3 110
	2 250	2 379	2 479	2 591	2 704	2 815	2 921
	2 150	2 309	2 409	2 521	2 630	2 736	2 840

- Threshold-less solution: 145 €

# VARIOUS GLAZING OF FVE<sup>\*)</sup> SECTIONS



## SIMPLE GLAZING

Material: PMMA, polycarbonate  
Glazing design: transparent, satin, opal

## DOUBLE GLAZING

Material: PMMA, polycarbonate  
Glazing design: transparent, satin, opal

## INSULATED ALUMINIUM FILLINGS

Material: aluminium, polystyrene  
Design: stucco/stucco

## VENTILATION FILLINGS

Material: natural aluminium  
Design: mesh 16/8, 22/12, 10/10

### Expanded mesh options

16/8



air permeability 56%


22/12



air permeability 67%

### Perforated plate

10/10




air permeability 51%


### Coloured pane options

f	frosted satin
w	R-structure
m	milk (opal)
s	smoked glass

## FVE WITH THERMAL BREAK



## FVE WITHOUT THERMAL BREAK



\*) FVE - aluminum glass section

## SURCHARGES FOR VARIOUS GLAZING OF FVE<sup>\*)</sup> SECTIONS (€)

### WITHOUT THERMAL BREAK

Code No.:	Description of glazing: Width [mm]:	MD NG	2LD
220	Single wall PMMA: 1 × 2,5 mm PMMA	86	171
230	Single wall polycarbonate: 1 × 3,0 mm polycarbonate	136	272
240	Single wall - tempered glass: 1 × 4,0 mm tempered glass	115	228
<b>250</b>	<b>Double wall PMMA, 2 × 2,5 mm PMMA</b>	<b>101</b>	<b>201</b>
251	Double wall PMMA abrasion resistant: 2 × 2,5 mm PMMA - 1× ANTI SCRATCH	130	259
252	Double wall PMMA abrasion resistant: 2 × 2,5 mm PMMA - 2× ANTI SCRATCH	152	303
250.C	Double wall PMMA with coloured panes: 2 × 2,5 mm PMMA	137	273
260	Double wall polycarbonate: 2 × 3,0 mm polycarbonate	166	332
270	Insulated aluminium stucco fillings: 2 × 0,6 mm aluminium stucco sheet + 20 mm polystyrene	124	247
280	Expanded mesh: natural aluminium mesh - 16/8	94	188
281	Expanded mesh: natural aluminium mesh - 22/12	94	188
282	Perforated plate (10x10mm, bond 4mm)	108	215

### WITH THERMAL BREAK

Code No.:	Description of glazing: Width [mm]:	MD NG	2LD
<b>250</b>	<b>Double wall PMMA, 2 × 2,5 mm PMMA</b>	<b>171</b>	<b>342</b>
251	Double wall PMMA abrasion resistant: 2 × 2,5 mm PMMA - 1× ANTI SCRATCH	201	402
252	Double wall PMMA abrasion resistant: 2 × 2,5 mm PMMA - 2× ANTI SCRATCH	235	470
250.C	Double wall PMMA with coloured panes: 2 × 2,5 mm PMMA	212	424
260	Double wall polycarbonate: 2 × 3,0 mm polycarbonate	257	514
270	Insulated aluminium stucco fillings: 2 × 0,6 mm aluminium stucco sheet + 20 mm polystyrene	192	383

\*) FVE - aluminum glass section

## ACCESSORIES (€)

Specification	MD NG	2 LD	Unit
Painting of panels in RAL or NCS colour / 1 side or 2 sides in the same colour	34	34	m <sup>2</sup>
Painting of panels in RAL or NCS colour / 2 sides (inside and outside in a different colour)	68	68	m <sup>2</sup>
Painting of frame and door profiles / 1 side or 2 sides in the same colour	110	220	set
Painting of frame and door profiles / 2 sides (inside and outside in a different colour)	220	440	set
Painting of panels in fine or coarse sand structure / 1 side or 2 sides in the same colour	38	38	m <sup>2</sup>
Painting of panels in fine or coarse sand structure / 2 sides (inside and outside in a different colour)	76	76	m <sup>2</sup>
Painting of hinges	18	36	set
Painting of glazing bars	8	17	set
FVE painting of glazing bars	9	9	per meter (W)
Metallic painting	97	97	m <sup>2</sup>
FVE RAL or NCS painting/1 side or 2 sides in the same colour	29	58	pc/FVE
FVE RAL or NCS painting/2 sides (inside and outside in a different colour)	58	116	pc/FVE
FVE Stucco painting in RAL or NCS colour	32	32	m <sup>2</sup>
Ventilation fillings painting	61	61	pc
Plastic air grate, can be closed (black/white; white/white)	18	18	pc
Painting of air grates	27	27	pc
Painting of window frames per side	49	49	side
Panel 540 RAL 7021/9002	7	7	m <sup>2</sup>
Painting of fixed top part / 1 side or 2 sides in the same colour	64	64	pc
Painting of fixed top part / 2 sides (inside and outside in a different colour)	128	128	pc
Hidden centre catch with rods (over 2250 mm)	-	86	pc
Hidden centre catch with rods (to 2250 mm)	-	0	pc
Changes in door specification after releasing to production (no customized materials purchased)	100 € *	100 € *	per position
Changes in door specification after releasing to production (customized materials already purchased)	100 € + material*	100 € + material*	per position

\* nett price

## 203 Oval CLICK

64 €

T09-010-40-0001

- black smooth frame
- transparent double glazing, PMMA
- click system
- frame dimensions 663 x 343 mm
- glazing dimensions 580 x 265 mm



## 205 NG Rectangular CLICK

62 €

T09-010-40-0095

- black smooth frame
- transparent double glazing, PMMA
- click system
- frame dimensions 680 x 373 mm
- glazing dimensions 605 x 298 mm



## 207 Rectangular 2

84 €

T09-010-40-0087

- black smooth frame
- transparent double glazing, PMMA
- frame dimensions 609 x 146 mm
- glazing dimensions 540 x 85 mm



## 204 Rectangular 3

66 €

T09-010-40-0072

- white frame woodgrain
- transparent double glazing, PMMA
- frame dimensions 490 x 325 mm
- glazing dimensions 430 x 260 mm



## 206 Rectangular 4

78 €

T09-010-40-0073

- white frame woodgrain
- satin double glazing, PMMA
- frame dimensions 490 x 325 mm
- glazing dimensions 430 x 260 mm



## 208 Rectangular 5

66 €

T09-010-40-0088

- brown frame woodgrain
- transparent double glazing, PMMA
- frame dimensions 490 x 325 mm
- glazing dimensions 430 x 260 mm



## 210 Rectangular 7

65 €

T09-010-40-0074

- black frame woodgrain
- transparent double glazing, PMMA
- frame dimensions 490 x 325 mm
- glazing dimensions 430 x 260 mm



## 216 Rectangular 9

74 €

T09-010-40-0053

- silver smooth frame
- transparent double glazing, PMMA
- frame dimensions 637 x 334 mm
- glazing dimensions 550 x 247 mm



## 218 Rectangular stainless steel

216 €

T09-010-40-0071

- stainless steel
- transparent double glazing, SAN
- safety glass
- frame dimensions 230 x 230 mm
- glazing dimensions 150 x 150 mm



## 215 Round stainless steel

243 €

T09-010-40-0070

- stainless steel
- transparent single glazing, PMMA
- safety glass
- frame dimension  $\varnothing$  330 mm
- glazing dimensions  $\varnothing$  260 mm



## 217 Round

94 €

T09-010-40-0010

- black smooth frame
- transparent double glazing, PMMA
- frame dimension  $\varnothing$  330 mm
- glazing dimensions  $\varnothing$  260 mm



## 219 Rectangular stainless steel

316 €

T09-010-40-0069

- stainless steel
- transparent double glazing, SAN
- safety glass
- frame dimensions 310 x 310 mm
- glazing dimensions 230 x 230 mm



## LOCKS, HANDLES AND CYLINDER OPTIONS

### MDKL01 Handle/handle standard configuration

0 €

**OUTSIDE:**

- handle, shield

**INSIDE:**

- handle, shield

**INNER ELEMENTS:**

- mortise lock
- key cylinder + 3 pc key



### MDKL02 Handgrip/handle

18 €

**OUTSIDE:**

- handgrip, shield

**INSIDE:**

- handle, shield

**INNER ELEMENTS:**

- mortise lock
- key cylinder + 3 pc key



### MDKL05 Panic lock handle/handle

239 €

**OUTSIDE:**

- handle, shield

**INSIDE:**

- handle, shield

**INNER ELEMENTS:**

- panic lock - funkcion D
- key cylinder + 3 pc key



Door can be opened only with key from outside (with handle from inside if not locked).

Door can be opened with handle from inside anytime - even if lock is locked (with handle from outside if not locked).

### MDKL06 Panic lock handgrip/handle

268 €

**OUTSIDE:**

- handgrip, shield

**INSIDE:**

- handle, shield

**INNER ELEMENTS:**

- panic lock - funkcion E
- key cylinder + 3 pc key



### MDKL13 Panic lock handle/panic exit bar

623 €

**OUTSIDE:**

- handle, shield

**INSIDE:**

- panic exit bar, shield

**INNER ELEMENTS:**

- panic lock - funkcion D
- key cylinder + 3 pc key



Door can be opened with exit bar from inside anytime - even if lock is locked and with handle from outside if not locked.

### MDKL14 Panic lock handgrip/panic exit bar

641 €

**OUTSIDE:**

- handgrip, shield

**INSIDE:**

- panic exit bar, shield

**INNER ELEMENTS:**

- panic lock - funkcion E
- key cylinder + 3 pc key



Door can be opened with exit bar from inside anytime - even if lock is locked and from outside opened only with key.

Door can be opened only with key from outside (with handle from inside if not locked).

## LOCKS, HANDLES AND CYLINDER OPTIONS

---

### MDKL17 Panic lock handle/handle

---

239 €

**OUTSIDE:**

- handle, shield

**INSIDE:**

- handle, shield

**INNER ELEMENTS:**

- panic lock - funkcjon B
- key cylinder + 3 pc key



### MDKL18 Panic lock handle/panic exit bar

---

623 €

**OUTSIDE:**

- handle, shield

**INSIDE:**

- panic exit bar, shield

**INNER ELEMENTS:**

- panic lock - funkcjon B
- key cylinder + 3 pc key



When the key is turned from the outside, the deadbolt is pulled and the cylinder is unlocked and then the arrow is pulled and the lock is switched to the permanently open state. The door can then only be opened from the outside with the handle until the key is relocked.

When the key is turned from the outside, the deadbolt is pulled and the cylinder is unlocked and then the arrow is pulled and the lock is switched to the permanently open state. The door can then only be opened from the outside with the handle until the key is relocked.

## LOCKS, HANDLES AND CYLINDER OPTIONS

### MDKL15 Handle/handle 3-point lock

334 €

**OUTSIDE:**

- handle, shield

**INSIDE:**

- handle, shield

**INNER ELEMENTS:**

- 3-point lock
- key cylinder + 3 pc key



- Minimum outside frame height when mounting in the opening is 2050mm
- Minimum outside frame height when mounting behind the opening is 2070mm

### MDKL16 Handgrip/handle 3-point lock

352 €

**OUTSIDE:**

- knob, shield

**INSIDE:**

- handle, shield

**INNER ELEMENTS:**

- 3-point lock
- key cylinder + 3 pc key



- Minimum outside frame height when mounting in the opening is 2050mm
- Minimum outside frame height when mounting behind the opening is 2070mm
- Door can be opened only with key from outside (with handle from inside if not locked).

### Electric Lock

209 €

T09-060-10-0050

- inc. Installation + wiring
- 10-24V AC/DC



### Door closer

101 €  
T09-040-65-0033



### Tipping stopper 400mm

MD NG 18 € - 1pc  
2LD 36 € - 2pc  
T09-040-65-0020



### Sliding stopper 180mm

MD NG 13 € - 1pc  
2LD 26 € - 2pc  
T09-040-90-0006

